

Hennigan School Social Skills

Be a Do BEE:



- D** = Do my best.
- O** = Obey the rules.
- B** = Be the best behaved.
- E** = Embrace my Community.
- E** = Educate myself.



5 B's:

- 1** = Be here.
- 2** = Be ready.
- 3** = Be responsible.
- 4** = Be respectful.
- 5** = Be safe.



Regular School Hours:

9:30 a.m. – 3:30 p.m.

- Be on time.
- Be in uniform.
- Be present. Attendance is important. It impacts grades.



Early Dismissal on Designated
Half-Days: 1:25 p.m.



Early Pick-Ups By Parents Should Be For Unusual Circumstances.

- School must be notified either by phone call before 1:30 p.m. or in writing. (Written notes may be verified by phone calls.)

Attendance:

- Student on the 5th day of unexcused absences will receive ***“NO CREDIT FOR THE MARKING TERM” on their report card.***
- Students should return to school with a note documenting the reason for their absences.
- There are 180 days in a full school year.



School Nurse:

- Handles many medical situations which may require her to be unavailable for small injuries.
- Is not to be used as a “time out area”.
- Requires written doctor notes to give out medication.
- Requires a pass from the teacher to see a student.





School Bus Etiquette:

Be a "GOOD RIDER".

- G – Get right on.
- O – Obey the driver.
- O – Obey safety rules.
- D – Don't stand while the bus is in motion.
- R – Respect others (on the bus, sidewalks, and in other vehicles).
- I – Introduce yourself to you seat buddy.
- D – Decide to do the right thing.
- E – Encourage others to behave.
- R – Read.




Bus Driver Reports:

Drivers will report misbehavior orally and in writing to Hennigan Staff.

- Students will receive a warning on the first incident.
- Students will take letter home on the second incident.
- Students will receive 2 days off on the third incident.
- Students will be suspended from the bus and/or school if the misbehavior continues.
- **STUDENTS MAY BE SUSPENDED FOR THE FIRST INCIDENT IF THE BEHAVIOR WAS SEVERE.**

School Bus Safety:

- Don't play with emergency door or windows.
- Keep head & hands inside the bus.
- Remain seated until you reach your stop.
- Keep voices low.
- Do no harm to yourself or others.
- Be able to identify your stop visually and verbally.
- Obey your bus monitor and/or bus driver.
- Encourage little ones to be safe.
- Do not eat or drink on the bus.
- Help to keep the bus clean.
- Do not damage the bus.



CLASSROOM

EXPECTATIONS:



Students are expected to:

- Pay attention.
- Be respectful to staff, students and themselves.
- Ask questions when unsure what to do.
- Finish work assignments.
- Check their work.
- Make their work represent their best.
- Own up to their mistakes.
- Do no harm to themselves or others.
- Do no harm to school property or personal property


Accept Consequences:

1. Go to the REFLECTION AREA in your classroom.
2. Go to the REFLECTION AREA in your Buddy Classroom.
3. Come to the Main Office prepared to
 - a. talk with your parent on the phone
 - b. Go to a REFLECTION AREA assigned by the Office.
4. Receive a letter for a Suspension Hearing.

[IN SEVERE CASES, THERE WILL BE AN EMERGENCY SUSPENSION BY-PASSING THE INTERMEDIATE STEPS.]

SPECIALTIES:

Our Specialists expect students to follow classroom and school rules while in their classrooms. They expect students to participate in assignments and try their best. Their classroom work is as important as any other assignments in the school.



LUNCH TIME IN THE CAFETERIA:

- Enter quietly.
- Go directly to your table.
- Wait for directions to line up for lunch.
- Follow the filing path to and from your table.
- Walk to and from the Kitchen Area.
- Hold your trash until the barrel is passed around the table.
- Raise your hand to get the attention of your Lunch Monitor, if you have a question or concern.
- Line up quietly and properly (Line Order) to go to recess.
- Stay in your recess line until you get to your designated play area.
- Stay in approved activity areas.
- Be safe. Do no harm.



RECESS SAFETY RULES:

- Decide with your Lunch Monitor what games your class will play.
- Follow the procedures for ending recess:
 1. Freeze on the first whistle and drop to one knee.
 2. Line up on the second whistle when directed to do so.
 3. Stay in line quietly while you wait to be escorted into the building by either your Lunch Monitor or your Classroom Teacher.

CONSEQUENCES:

- **LOSS OF 10 MINUTES OF YOUR 20 MINUTE RECESS PERIOD UNTIL YOU CAN FOLLOW THE GIVEN RULES.**

INDOOR RECESS:

- Eat in the Cafeteria.
- File quietly to your classroom or designated area inside the building.
- Play approved games led by the Lunch Monitors.
- Line up properly and promptly at the end of recess following same rules for outside recess whistles.
- Be ready and on time for pick up and drop off by your Classroom Teacher.





Field Trips are privileges which are earned and are great learning experiences.

In order to participate on field trips, students are expected to demonstrate how well they can follow safety directions on school property before they will be taken off school property for a trip.


Assemblies and Recognitions:

Students will be recognized for:

- **Following School Rules in the classroom, in Specialties, at Lunch and Recess and on the school bus**
- **Completing class work and homework assignments**
- **Having perfect attendance**
- **For making great improvements in their work/grades in subject areas**
- **For being a good neighbor and helpful to others.**



Special Items:



- **Emergency cards must be on file for every student.**
- **Telephone numbers for parents must be kept up to date.**
- **Special permission forms must be signed before using the pool.**
- **Allergies must be on file for access by the Nurse and Cafeteria Manager (in the case of food allergies).**
- **Physical Education Uniform and proper Swimming Attire must be worn for those classes.**
- **School Uniform should be worn daily - Red polo shirt and Navy skirt, pants, or shorts.**



Walkers (Students Who

Do Not Ride the School Bus):

- Are expected to arrive on time.
- Are to report to the Cafeteria Area upon arrival and wait for a staff person to dismiss them to the classroom
- Are able to eat breakfast upon their arrival to the Cafeteria
- Are released to the Cafeteria in the afternoon for dismissal by staff
- Can be picked up by parents who will need to sign them out on a clipboard
- Must have something in writing to indicate that they can walk home alone and not be picked up by an adult.
- Must respect the Cafeteria area:
 - Do not leave a mess
 - Do not make loud noises
 - Follow directions from the adults in charge



Community School Areas:

- We share our space with the Community Center which leases spaces to outside people.
- We are to respect any Before or After-School Personnel or Students who are sharing our space with us at the same time
- We are to be quiet in designated areas (hallways, bathrooms, Library, etc.), so that we do not disturb students and programs that are in session.
 - Library was dedicated to Ms. Perry, former Principal of the Hennigan. We want to preserve it in good condition for the use of all students, now and in the future.
- We are to use the bathrooms responsibly:
 - No writing on walls or stalls
 - No stuffing of toilets or sinks with paper towels
 - No tipping of baskets
 - No using the floor as a toilet
 - No using the bathroom as a meeting place or arena