

Configurar



**ClassDojo**

Una guía de instrucciones ilustrada

## Paso 1: Descargue la aplicación ClassDojo para Android o Apple



Selecciona "Soy Padre"

**Paso 2: Haga clic en Abrir**

## Paso 3:



Haga clic en “Crear cuenta para padres”

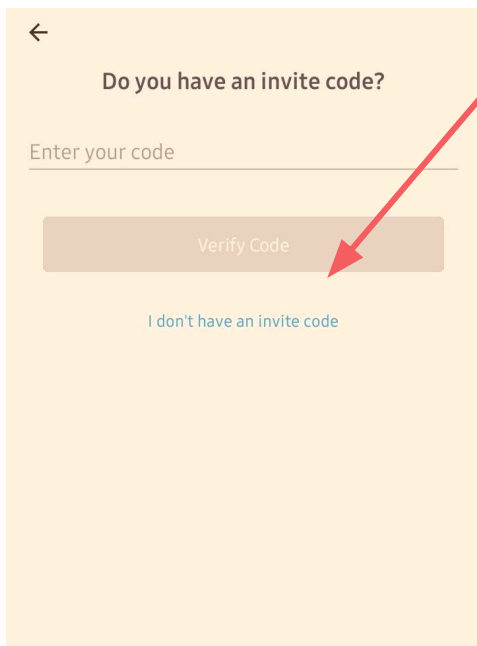
## Paso 4:

A screenshot of the ClassDojo account creation form. At the top left is a back arrow. The title is "Get your ClassDojo account". There are two input fields: "Email" and "Password". Below the fields is a paragraph of text: "By getting your account, you agree to the [Terms of Service](#) and [Privacy Policy](#). Since ClassDojo is based in the US, you also agree that your information could be transferred there. You can, of course, opt out at any time by visiting our Privacy Center. We hope this makes sense!". At the bottom right is a circular button with a right-pointing arrow.

Escribir su correo electrónico preferido y cree una contraseña.

## Paso 5:

Cuando vea esta pantalla, haga clic en el texto azul que dice "No tengo un código de invitación"



Do you have an invite code?

Enter your code

Verify Code

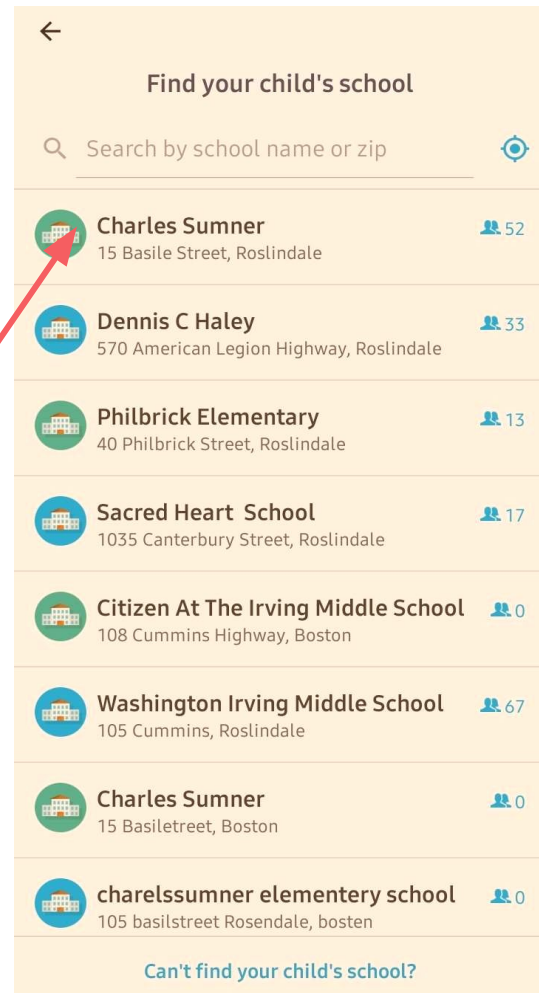
[I don't have an invite code](#)

Luego, tendrá la opción de buscar la escuela de su hijo. Algunos teléfonos pueden geolocalizarlo; de lo contrario, escriba "Charles Sumner".











Selecciona "Charles Sumner"

## Paso 6:



Find your child's school

Search by school name or zip

-  Charles Sumner 15 Basile Street, Roslindale 52
-  Dennis C Haley 570 American Legion Highway, Roslindale 33
-  Philbrick Elementary 40 Philbrick Street, Roslindale 13
-  Sacred Heart School 1035 Canterbury Street, Roslindale 17
-  Citizen At The Irving Middle School 108 Cummins Highway, Boston 0
-  Washington Irving Middle School 105 Cummins, Roslindale 67
-  Charles Sumner 15 Basiletreet, Boston 0
-  charelssummer elementary school 105 basilstreet Rosendale, bosten 0

[Can't find your child's school?](#)

## Paso 7:



←

Find your child's teacher

Charles Sumner

Search teachers by name

Teachers

- Mrs. Christine Arnold
- Ms. D Joseph
- Ms. Daisy Martinez
- Ms. Donna Griffin
- Mr. Edward Xavier Barrios
- Ms. Emily Elahi
- Mrs. Eveline Joseph
- Ms. Idalina gomes

Luego, tiene la opción de buscar al maestro de su hijo(a).

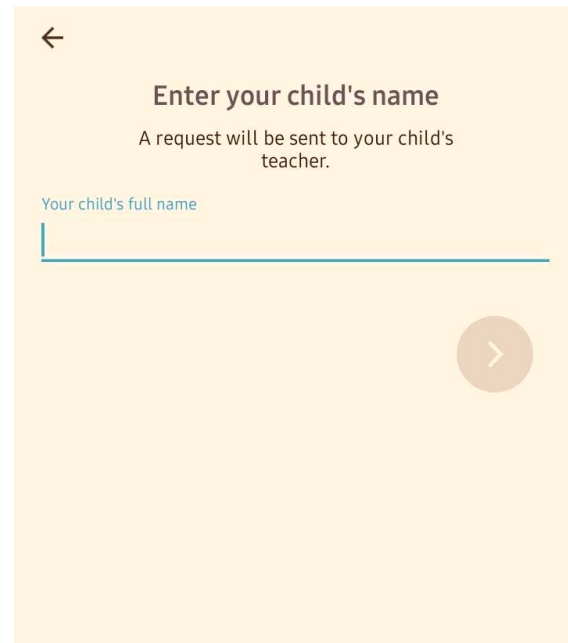
Otras opciones ahora o más tarde incluyen la selección para seguir:

- Directora Welch
- Ms. Pizarro
- Consejo de familia escolar
- Ms. Brunson

Una vez que se haya registrado, debería comenzar a recibir automáticamente todo esto en su feed.

## Paso 8:

Se le pedirá que ingrese el nombre de su hijo(a).



←

Enter your child's name

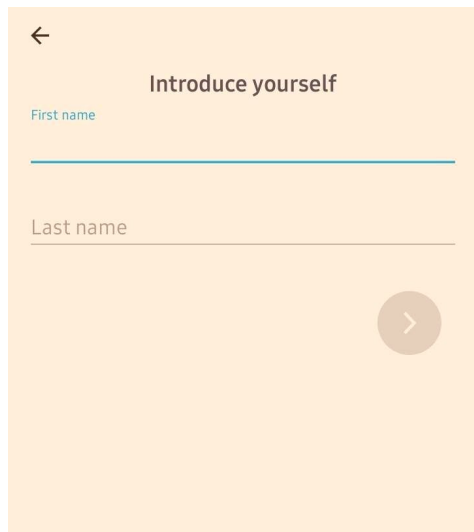
A request will be sent to your child's teacher.

Your child's full name

→

## Paso 9:

Se le pedirá que dé su nombre y apellido: por razones de seguridad, la escuela deberá aprobarlo como padre. La foto es opcional.



←

### Introduce yourself


First name

---

Last name

---

>



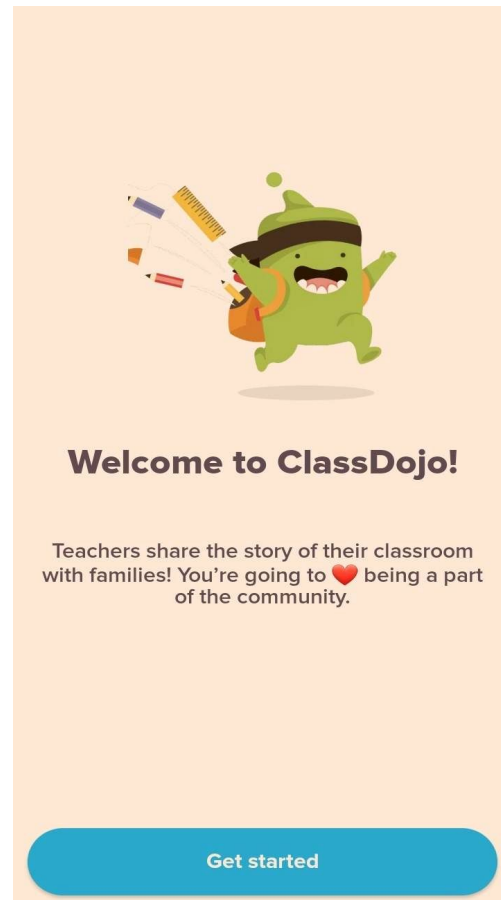
Snap a photo!

It'll help your teacher know who you are 😊

Take a photo

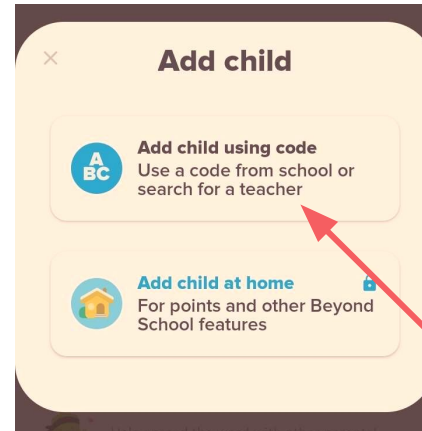
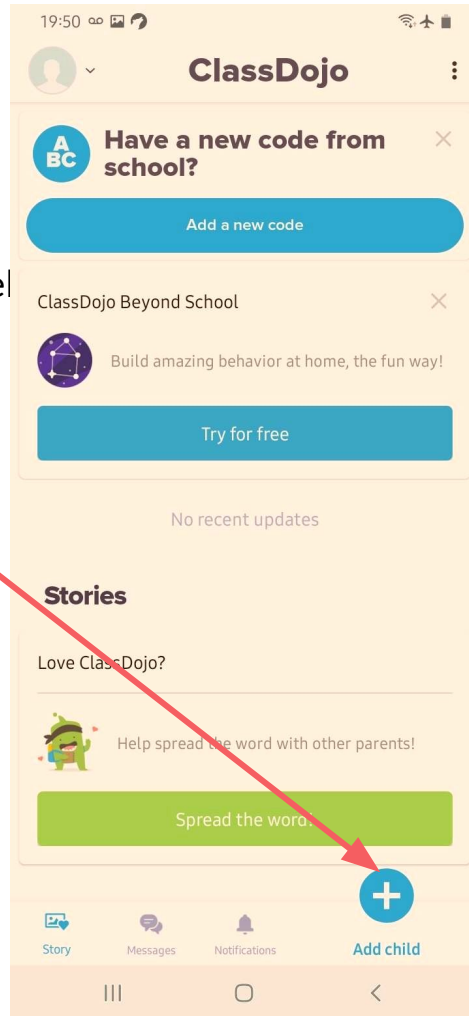
Skip

## Paso 10:

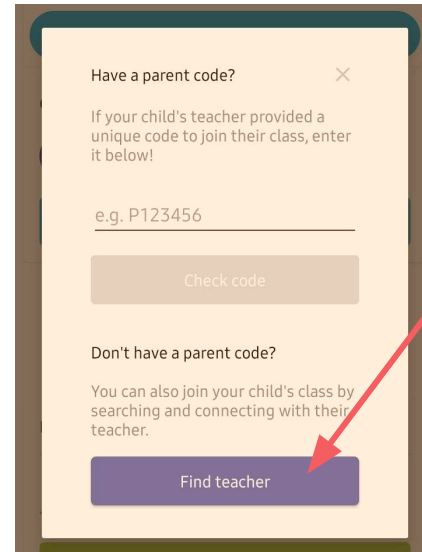


# Paso opcional

Puede agregar otro niño si también desea conectarse con el maestro de ese niño en ClassDojo.



Haga clic aquí



Después haga clic aquí

Estas listo(a) para



**ClassDojo**



# Setting up ClassDojo

An illustrated How-To Guide

# Step 1: Download the ClassDojo app for Android or Apple




Select "I'm a parent"

## Step 2: Open

## Step 3:



Click "Create parent account"



## Step 4:

A screenshot of the "Get your ClassDojo account" form. It has a back arrow at the top left. The title is "Get your ClassDojo account". There are two input fields: "Email" and "Password". Below the fields is a paragraph of text: "By getting your account, you agree to the [Terms of Service](#) and [Privacy Policy](#). Since ClassDojo is based in the US, you also agree that your information could be transferred there. You can, of course, opt out at any time by visiting our Privacy Center. We hope this makes sense!". At the bottom right is a circular button with a right-pointing arrow.

Enter your preferred email and create a password.

## Step 5:

When you see this screen click on the blue text that says “I don’t have an invite code”

←

Do you have an invite code?

Enter your code

Verify Code

[I don't have an invite code](#)

## Step 6:

















You will then have the option to search for your child’s school. Some phones may geolocate you, otherwise type in “Charles Sumner.”

Select “Charles Sumner” 

←

Find your child's school

Search by school name or zip

-  **Charles Sumner** 15 Basile Street, Roslindale 
-  **Dennis C Haley** 570 American Legion Highway, Roslindale 
-  **Philbrick Elementary** 40 Philbrick Street, Roslindale 
-  **Sacred Heart School** 1035 Canterbury Street, Roslindale 
-  **Citizen At The Irving Middle School** 108 Cummins Highway, Boston 
-  **Washington Irving Middle School** 105 Cummins, Roslindale 
-  **Charles Sumner** 15 Basiletreet, Boston 
-  **charelssummer elementary school** 105 basilstreet Rosendale, bosten 

[Can't find your child's school?](#)

## Step 7:



←

Find your child's teacher  
Charles Sumner

Q Search teachers by name

Teachers

- Mrs. Christine Arnold
- Ms. D Joseph
- Ms. Daisy Martinez
- Ms. Donna Griffin
- Mr. Edward Xavier Barrios
- Ms. Emily Elahi
- Mrs. Eveline Joseph
- Ms. Idalina gomes

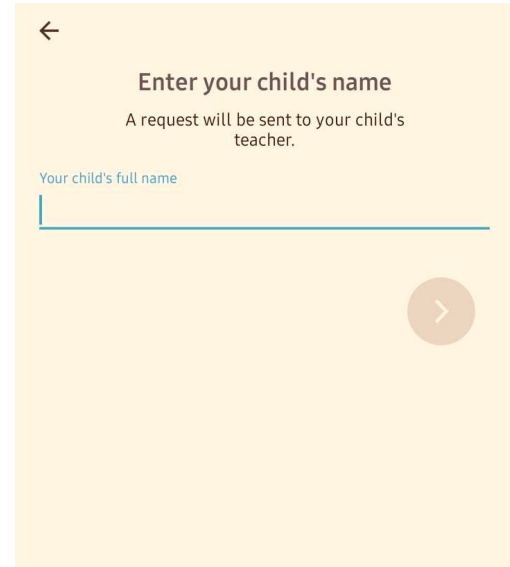
You then have the option to search for your child's teacher. Other options now or later include selecting to follow:

- Principal Welch
- Ms Pizarro
- School Family Council
- Ms Brunson

Once you are signed up you should automatically start receiving all of these in your feed.

## Step 8:

You will be asked to enter your child's name.



←

Enter your child's name

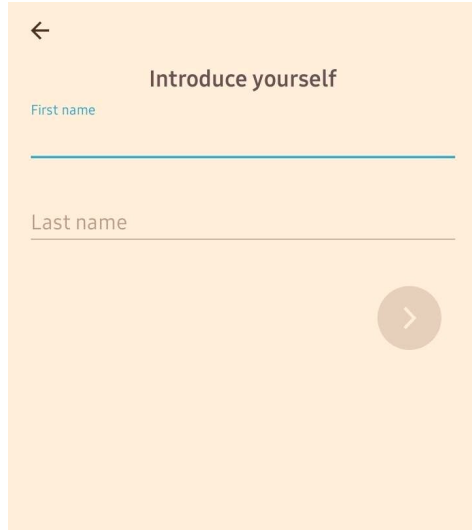
A request will be sent to your child's teacher.

Your child's full name

→

## Step 9:

You will be asked to give your first and last name: for security purposes the school will need to approve you as a parent. Photo is optional.



←

### Introduce yourself


First name

---

Last name

---

➤




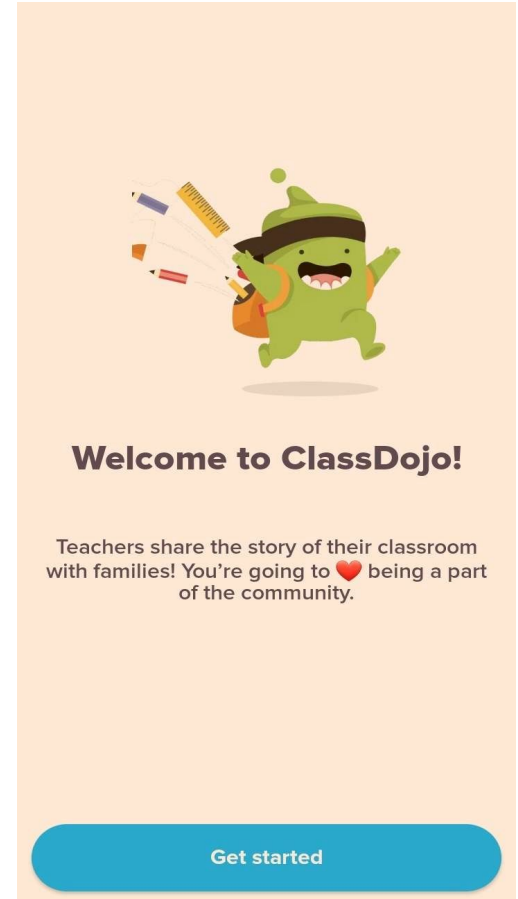
Snap a photo!

It'll help your teacher know who you are 😊

Take a photo

Skip

## Step 10:



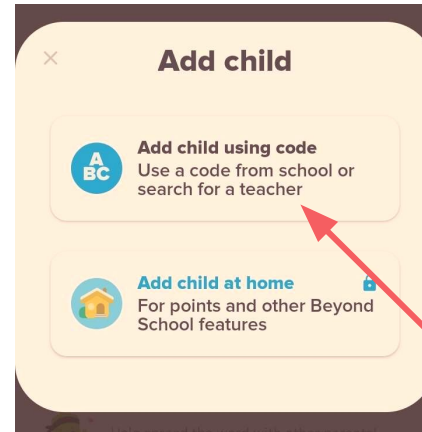
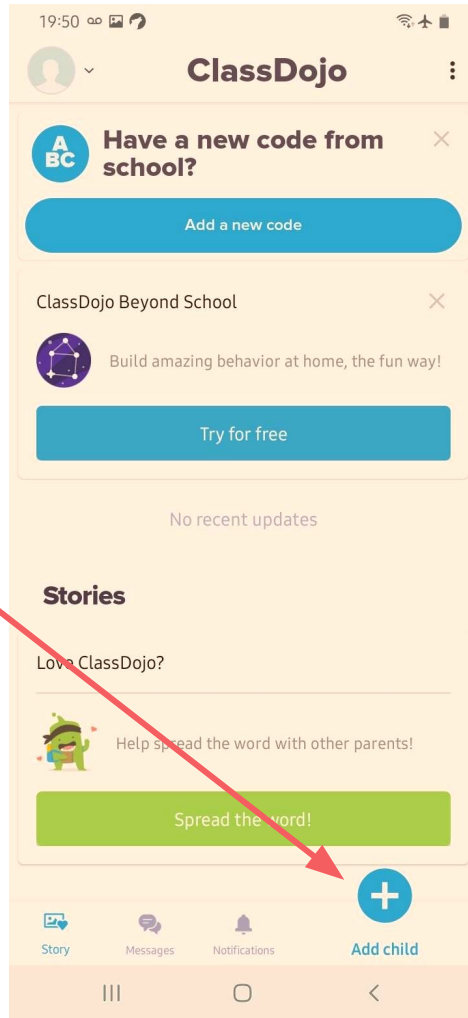
### Welcome to ClassDojo!

Teachers share the story of their classroom with families! You're going to ❤️ being a part of the community.

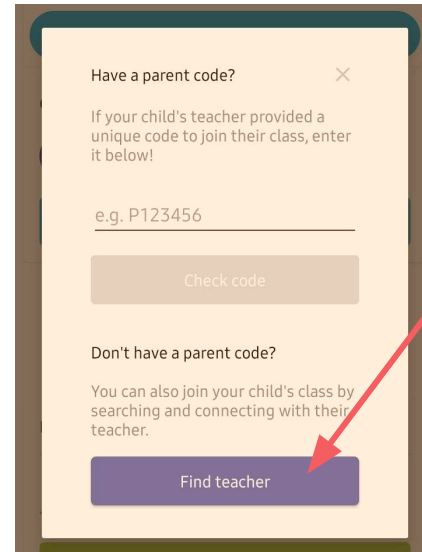
Get started

# Optional Step

You can add another child if you also want to connect with that child's teacher on ClassDojo



Click here



Then here

You are ready to



**ClassDojo**