



Update to ELL Task Force on Student Assignment November 21, 2014

November 5, 2014

Understanding Changes in the ELL Data

- The number of available seats for SEI programs has increased since our September 26th presentation due to the inclusion of dual-language program seats, which had previously been excluded.
- The number of students eligible for SEI programming has decreased since our presentation to the ELL Task Force subcommittee due to the identification of approximately 230 students that were coded as LEP and beginner ELD but were not actually eligible for SEI programming. We worked with the ELL Office and OIIT to identify these students and make the necessary changes.
- The OIIT office has indicated that this issue occurred when we transitioned to a new student information system over the summer. The conversion caused students that were in the middle of an open registration case with our language testing service to be incorrectly coded as LEP and beginner ELD during the transition. This has now been corrected in our system and the records for the affected students have been adjusted.



K2 Students Eligible for SEI – SY 14/15

K2 ELL Students by Language Group and Home Cluster								
Language	A	B	C	D	E	F	G	Total
Spanish	203	32	70	82	53	27	29	496
Vietnamese	4	0	0	19	37	0	0	60
Chinese	26	26	7	27	1	3	0	90
Cape Verdean	1	0	2	24	19	1	0	47
Haitian	0	2	3	5	14	3	14	41
Multilingual	33	30	31	45	39	19	9	206
Total	267	90	113	202	163	53	52	940



K2 SEI Seats – SY 14/15

K2 SEI and Multilingual Seats by Language Group and Home Cluster								
Language	A	B	C	D	E	F	G	Total
Spanish	135	14	117	75	45	21	12	419
Vietnamese	0	0	0	0	55	0	0	55
Chinese	20	50	0	0	0	0	0	70
Cape Verdean	0	0	0	20	0	0	0	20
Haitian	0	0	0	0	20	0	0	20
Multilingual	60	50	20	55	45	12	9	251
Total	215	114	137	150	165	33	21	835



K2 Seat-Student Gap – SY 14/15

Gap of Seats - K2 ELL Students by Language Group and Home Cluster								
Language	A	B	C	D	E	F	G	Total
Spanish	-68	-18	47	-7	-8	-6	-17	-77
Vietnamese	-4	0	0	-19	18	0	0	-5
Chinese	-6	24	-7	-27	-1	-3	0	-20
Cape Verdean	-1	0	-2	-4	-19	-1	0	-27
Haitian	0	-2	-3	-5	6	-3	-14	-21
Multilingual	27	20	-11	10	6	-7	0	45
Total	-52	24	24	-52	2	-20	-31	-105

Note: Students are allowed to cross clusters if a school is in their home-based list. For example, Vietnamese students that live in Cluster D may have access to the Mather. Multilingual refers to other language groups not shown above



K2 Seat-Student Gap – SY 14/15

K2 Seat-Student Gap as Percentage of Eligible Students			
Language	Gap (Absolute Value)	Eligible Students	Percentage
Spanish	77	496	16%
Vietnamese	5	60	8%
Chinese	20	90	22%
Cape Verdean	27	47	57%
Haitian	21	41	51%
Multilingual	45	206	22%
Total	105	940	11%

The above table shows the seat-student gap as a percentage of eligible students for each language group. For example, the K2 seat-student gap for Spanish students is 77 students. There are 496 K2 Spanish students eligible for ELL programming. Thus, the gap for this language group is 16% of eligible students.

Multilingual refers to other language groups not shown above

K2 ELL Students Making Gen-Ed Choices

First Languages of Families that Made only Gen-Ed Choices	
Language Group	Number of Students
Spanish	9
Cape Verdean	4
Vietnamese	3
Chinese	2
Italian	2
Arabic	1
Somali	1
Portuguese	1
Other (Unspecified)	6
Total	29
Total K2 ELL Population	805

Notes:

- The total population of 805 includes only families that participated in the batch assignment process.
- Students that chose a dual-language program as one of their school choices were excluded from these totals.



K2 ELL Students Making Gen-Ed Choices

Families that Made Only Gen-Ed Choices by Neighborhood and First Language							
Neighborhood	Spanish	Cape Verdean	Vietnamese	Haitian	Chinese	Other	Grand Total
East Boston	2	0	1	0	0	2	5
N. Dorchest	1	3	0	0	0	0	4
Roxbury	1	0	0	0	0	2	3
S. Dorchest	0	1	2	0	0	0	3
W. Roxbury	0	0	0	0	0	3	3
Jamaica Pla	1	0	0	0	0	1	2
South End	0	0	0	0	1	1	2
Allston-Brighton	1	0	0	0	0	1	2
Mattapan	2	0	0	0	0	0	2
Roslindale	0	0	0	0	0	1	1
Central Bos	0	0	0	0	1	0	1
S. Boston	1	0	0	0	0	0	1
Total	9	4	3	0	2	11	29



ELL Participation in Assignment Rounds

Analyzing K2 ELL Student Participation by Round				
Choices Made	Round 1	Round 2	Round 3	Round 4
Sample Size at Start of Round	805	177	69	36
Did Not Participate in the Round (but currently enrolled)	177 ↗	69 ↗	36 ↗	0
Participated in Round	628	108	33	36
At Least 1 Language-Specific Program	189	40	13	12
At Least 1 Multilingual Program (and no Language-Specific)	39	10	6	5
At Least 1 Dual Language Program (no Language-Specific or Multi)	77	5	0	1
Only Gen-Ed Programs	29	15	8	10
Made No Choices	294	38	6	8

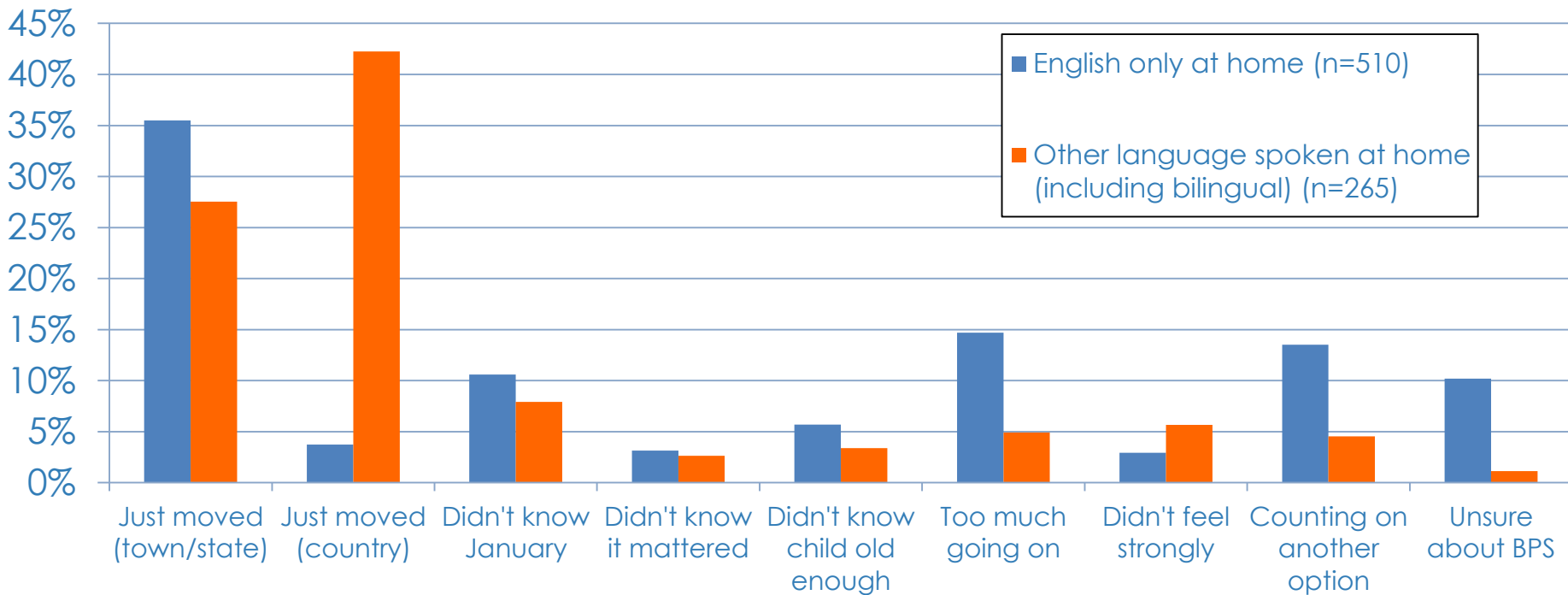
*The above totals do not include 138 ELL students that did not participate in the assignment process.

- Each column above traces students that participated in a given round and the types of choices they made. For the population that did not participate in the round, we looked at whether they participated in subsequent rounds.
- Language-Specific group indicates a family made at least one choice of a language-specific SEI program. They could have also chosen Multilingual or Gen Ed programs, but at least one choice was for language-specific.
- Multilingual row indicates families that made only Gen Ed or Multilingual choices, but did not choose a language-specific program as a choice.

Surveying Families that Did Not Participate in Assignment Process

- Surveys were conducted in Welcome Centers over the month of August to gain some insight into which families did not take part in the assignment rounds and the reasons why they did not.

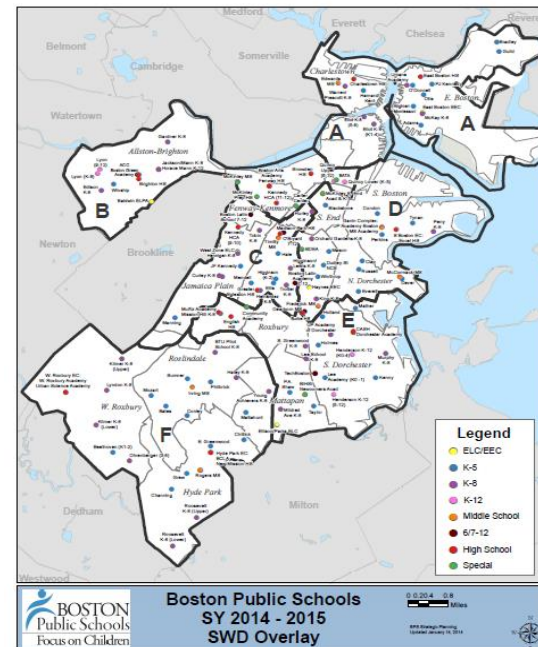
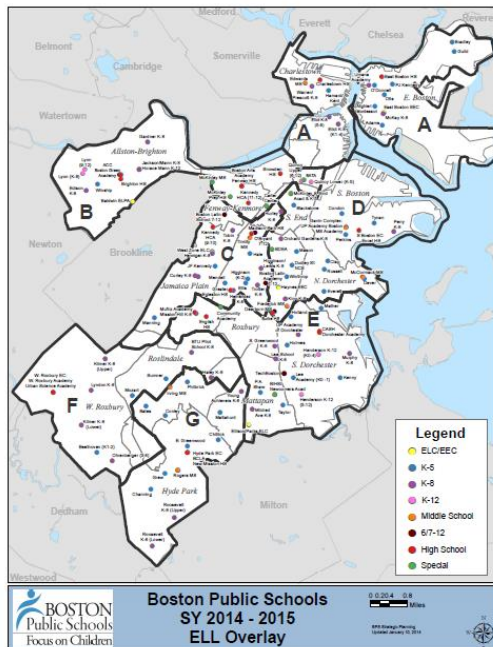
Reason Why Family Did Not Participate During Rounds



Respondents were allowed to select multiple options, and/or write in another response.

Enhancements for SY 15/16

- On November 5, the School Committee voted to merge clusters F and G of the English Language Learners Overlay into one cluster.
- This change will bring the ELL Overlay in line with the SWD Overlay. Both groups will now be using the same boundaries, which will provide consistent access for students in those neighborhoods.
- Merging clusters F and G will also provide students in this area with greater access to SEI programming. For example, a student with disabilities who is also ELL was previously eligible to access programs in both F and G for SPED programming, but was restricted to one or the other for their ELL options. Merging the two clusters will expand the programs these students have the opportunity to attend and come into alignment with their SWD options.



Enhancements for SY 15/16

- The Chinese SEI program at the Harvard-Kent School will be a regional option for students living in clusters B and D to expand access to Chinese ELL programming for students living in Allston-Brighton, Chinatown, South End, and South Boston.
- We are currently working with schools and exploring options to finalize the placement of a Cape Verdean SEI program in Cluster E to provide access to families living in South Dorchester and Mattapan.
- We are also working with Welcome Services to obtain more complete information to determine why families are selecting the schools and programs that they select.