



Boston Public Schools

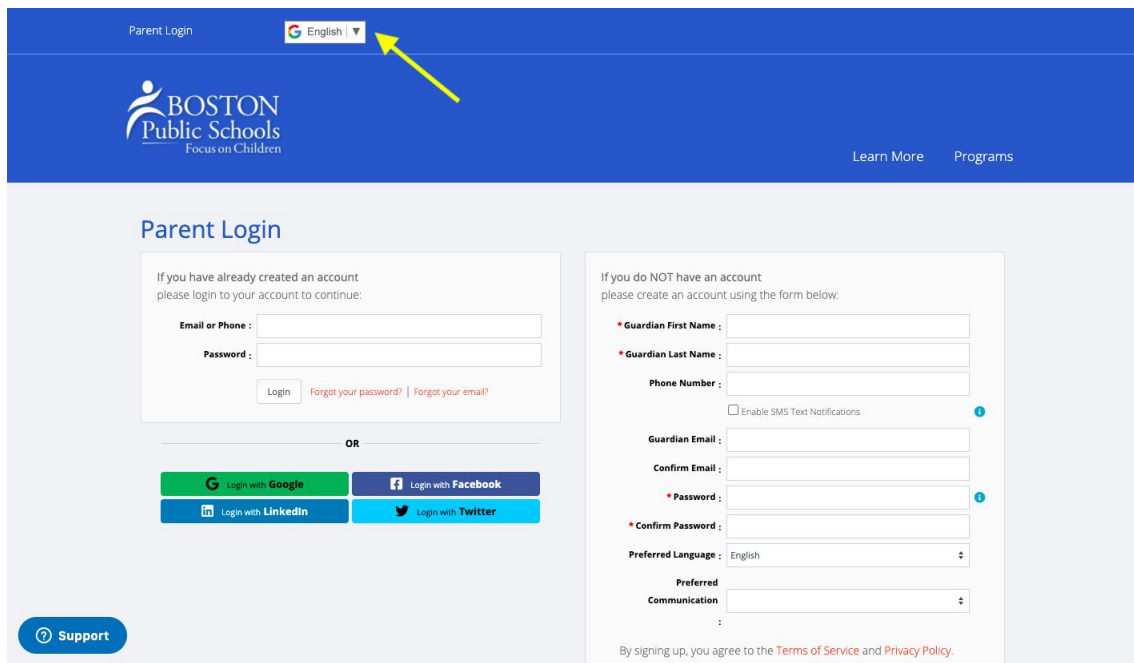
**Comment inscrire votre élève
au programme d'été**

Eté 2021



Premièrement, vous serez appelé à créer un compte.

En cas de besoin, vous pourrez utiliser le menu déroulant pour choisir votre langue préférée via Google Traduction.



Parent Login

English

BOSTON
Public Schools
Focus on Children

Learn More Programs

Parent Login

If you have already created an account please login to your account to continue:

Email or Phone :

Password :

Login [Forgot your password?](#) | [Forgot your email?](#)

OR

[Login with Google](#) [Login with Facebook](#)
[Login with LinkedIn](#) [Login with Twitter](#)

[Support](#)

If you do NOT have an account please create an account using the form below:

* Guardian First Name :

* Guardian Last Name :

Phone Number :

Enable SMS Text Notifications

Guardian Email :

Confirm Email :

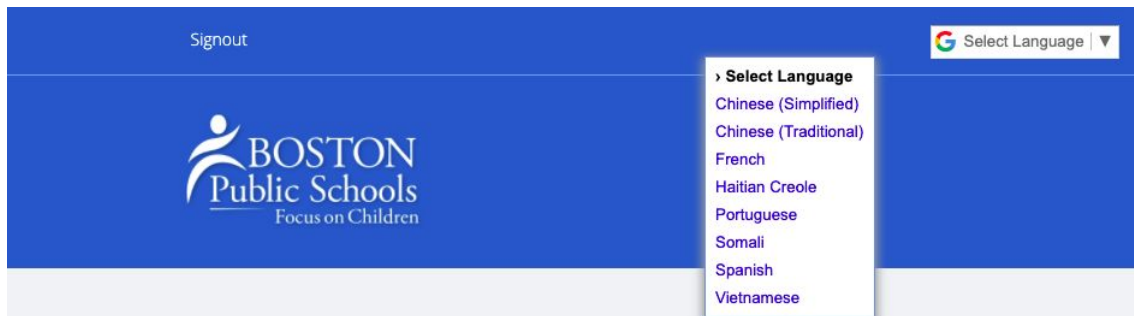
* Password :

* Confirm Password :

Preferred Language : English

Preferred Communication :

By signing up, you agree to the [Terms of Service](#) and [Privacy Policy](#).

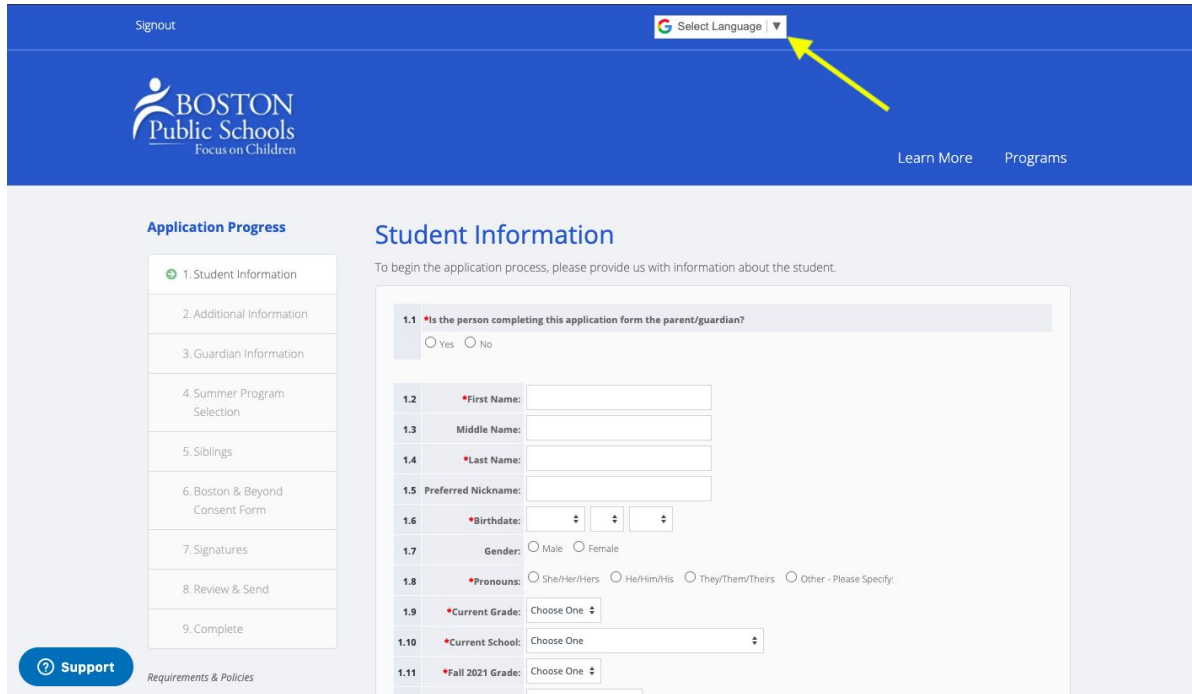


Signout

Select Language

BOSTON
Public Schools
Focus on Children

- Select Language
- Chinese (Simplified)
- Chinese (Traditional)
- French
- Haitian Creole
- Portuguese
- Somali
- Spanish
- Vietnamese



Signout

Select Language ▼

BOSTON
Public Schools
Focus on Children

Learn More Programs

Application Progress

1. Student Information
2. Additional Information
3. Guardian Information
4. Summer Program Selection
5. Siblings
6. Boston & Beyond Consent Form
7. Signatures
8. Review & Send
9. Complete

Student Information

To begin the application process, please provide us with information about the student.

1.1 **Is the person completing this application form the parent/guardian?**
 Yes No

1.2 **First Name:**

1.3 **Middle Name:**

1.4 **Last Name:**

1.5 **Preferred Nickname:**

1.6 **Birthdate:**

1.7 **Gender:** Male Female

1.8 **Pronouns:** She/Her/hers He/Him/his They/Them/Theirs Other - Please Specify:

1.9 **Current Grade:** Choose One

1.10 **Current School:** Choose One

1.11 **Fall 2021 Grade:** Choose One

[Support](#) Requirements & Policies

Ensuite, vous devrez fournir des informations élémentaires sur l'élève.

Dans cette section, vous devrez fournir des informations supplémentaires, telles que la langue dans laquelle l'élève s'exprime plus aisément.

The screenshot shows the 'Additional Information' section of an application form for Boston Public Schools. The header includes the school logo and navigation links. A progress bar on the left shows the current step. The main content area contains eight numbered questions with radio button options. At the bottom, there are buttons for 'Support', 'Continue', 'Back', and 'Save and Exit'.

BOSTON Public Schools
Focus on Children

Learn More Programs

Application Progress

- 1. Student Information
- 2. Additional Information
- 3. Guardian Information
- 4. Summer Program Selection
- 5. Siblings
- 6. Boston & Beyond Consent Form
- 7. Signatures
- 8. Review & Send
- 9. Complete

Requirements & Policies

Additional Information

2.1 *Language(s) student is most comfortable speaking:
Choose One

2.2 *Does the student have any allergies or medications the program should be aware of?
 Yes No

2.4 *Does the Student have an IEP or 504 Plan?
 Yes No I Don't Know

2.5 *Is the Student an English Learner?
 Yes No I Don't Know

2.6 *Does the Student require any special academic supports?
 Yes No

2.7 *Are there any strengths, challenges, or sensitivities you want to make the summer program aware of?
 Yes No


2.8 *Are there any additional concerns you would like to share?
 Yes No

Support

Continue »

« Back Save and Exit

Informations sur le tuteur



[Learn More](#) [Programs](#)

Application Progress

- ✓ 1. Student Information
- ✓ 2. Additional Information
- ✓ 3. Guardian Information
- ✓ 4. Summer Program Selection
- ✓ 5. Siblings
- ✓ 6. Boston & Beyond Consent Form
- ✓ 7. Signatures
- ✓ 8. Review & Send
- 9. Complete

[Requirements & Policies](#)

Guardian Information

We will now need to collect information the applicant's guardian(s). Please complete the form below to continue.

3.1 *With whom does the applicant live?

Both Parents
 Mother Only
 Father Only
 Mother & Step Parent
 Father & Step Parent
 Legal Guardian

Guardian #1

3.2 *First Name:

3.3 *Last Name:

3.4 *Relation: Choose One

3.5 *Address:

3.6 Address 2:

3.7 *City: Choose One

3.8 *State: Choose One

3.9 *Zip:

3.10 *Preferred Contact Number

Home
 Mobile
 Daytime

3.11 Home Phone:

3.12 *Mobile Phone:

[Support](#)

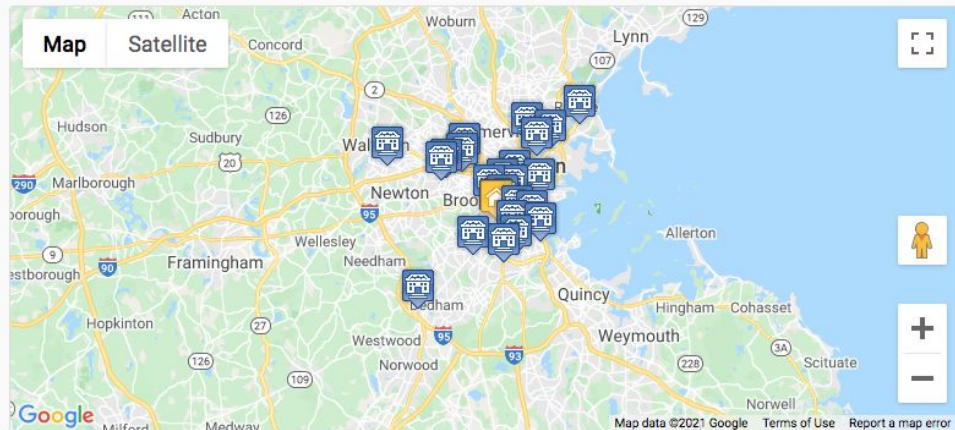
Ici, vous serez appelé à fournir des informations sur vous-même / le tuteur de l'élève.

Chaque programme offert est répertorié ici. Vous trouverez plus d'informations concernant chaque programme sur bostonpublicschools.org/summer ou sous l'onglet « Programmes » de ce site Web.

Schools mapped in relation to your address:

3200 Washington St, Apt 1304, Boston, MA 02130

 Your Address  Zoned School  School



Alighieri Dante Montessori School

37 Gove St. • East Boston, MA 02128

5.12 miles • Grades: K0-5



Bradley Elementary School

110 Beachview Rd • Boston, MA 02128

7.28 miles • Grades: K0-8



Dearborn 6-12 STEM Academy

36 Winthrop Street • Roxbury, MA 02119

1.33 miles • Grades: 6-8



DotHouse Health

1353 Dorchester Ave. • Dorchester, MA 02122

2.09 miles • Grades: 6-8



Boston's Bridge To Excellence

TBD • ,

5,260.90 miles • Grades: K0-8



Camp Wing

Camp Wing • Duxbury, MA

5,260.90 miles • Grades: K0-8



Dedham Country Day School

90 Sandy Valley Road • Dedham, MA 02026

6.78 miles • Grades: K0-8



Edison K-8 School

60 Glenmont Rd. • Brighton, MA 02135

3.87 miles • Grades: K0-8




The screenshot shows the 'Siblings' section of an application form. On the left, an 'Application Progress' sidebar lists steps 1 through 9, with step 5, 'Siblings', highlighted in green. The main content area is titled 'Siblings' and asks, 'Does this child have a sibling currently in the grades served by this program whom you also want to send to this program?'. Below this is question 5.1: 'Does the applicant have a brother/sister also applying on a separate application for the same summer programs?' with radio buttons for 'Yes' (selected) and 'No'. Question 5.2 asks for sibling information: 'Enter APPLYING sibling(s) information below. Format the birthdate as MM/DD/YYYY:'. It includes fields for *First Name, *Last Name, *Birth Date, *20/21 School (a dropdown menu with 'Choose One'), and *21-22 Grade (a dropdown menu). There are also two small red circles to the right of the grade field. Below these fields is an 'Add Another Sibling' button. At the bottom of the form are 'Continue »', 'Back', and 'Save and Exit' buttons. The top of the page has a 'Signout' link and a 'Select Language' dropdown. The Boston Public Schools logo and 'Focus on Children' tagline are in the top left, and 'Learn More' and 'Programs' links are in the top right.

Si l'élève pour qui la demande est remplie a des frères et des sœurs, vous pouvez l'indiquer ici. Il vous faudra quand même faire une demande pour chacun d'eux, mais avec la possibilité pour le programme de regrouper la fratrie, le cas échéant.

Ce formulaire sollicite votre consentement quant à l'utilisation future de l'image de l'élève sur des documents et au partage des données de performance au sein des organisations impliquées afin d'identifier les domaines clés de réussite et de croissance. Assurez-vous de lire intégralement ce formulaire avant de le signer.

English | ▼
Signout


Learn More Programs

Application Progress

✓ 1. Student Information
✓ 2. Additional Information
✓ 3. Guardian Information
✓ 4. Summer Program Selection
✓ 5. Siblings
● 6. Boston & Beyond Consent Form
7. Signatures
8. Review & Send
9. Complete

Support
Requirements & Policies

Boston & Beyond Consent Form

Dear Parent or Guardian,

Your student's after-school or summer program is part of a citywide project. The project aims to understand the quality of after-school and summer programs in Greater Boston, and how programs can help students grow their skills. Below, you will find more information about the project, which starts in May 2021 and ends in July 2022. Please let us know if your student will participate by checking off ONE box at the bottom and signing this form. Thank you!

What does this project need from my student to understand after-school and summer program quality?

a) Your student's information, such as: program attendance, school name, race, gender, grade, age/date of birth, English learner (EL) status, special needs code, home zip code, State Assigned Student Identifier (SASID), and BPS ID. You don't need to have all of this information. With your permission, this program or the Boston Public Schools (BPS) will provide it.

b) Your student's opinion on their experience in this program. This program will use one or more of these short surveys:

- Survey of Academic and Youth Outcomes (SAYO-Y): Asks about program experience and future plans.
- Holistic Student Assessment (HSA): Asks questions to understand their social and emotional strengths and needs.
- Common Instrument (CI): Asks about interest in science, technology, engineering, and math.

Will this information be private?

Yes. All of this data is private and is only used to improve after-school and summer programs. The data is only shared with organizations working on the citywide project: Boston After School & Beyond, BPS, the National Institute on Out-of-School Time (creators of the SAYO-Y), and PEAR Inc. (creators of the HSA and CI). These organizations will not publish anything that includes your student's name. All information is reported in groups (for example, all 6th grade students who attended summer programs). PEAR Inc. reserves the right to use all HSA and CI data for both research and educational purposes.

Other after-school and summer programs in this project may review your student's information to confirm whether your student is enrolled in their program. However, these programs will not be able to review your student's survey responses about their experience at this program. What else would this project

On y est presque!

- Une fois votre candidature révisée, cliquez sur «envoyer ma candidature».
- Vous devriez être informé dans environ 3 semaines suivant l'envoi de la candidature de l'élève. Schoolmint vous enverra une notification via la méthode de contact préférée que vous avez indiquée lors de la création de votre compte.
- Si vous rencontrez des problèmes liés à votre candidature, veuillez contacter l'école / le professeur de votre élève.