

Boston Public Schools Adequate Yearly Progress (AYP) History and Accountability and Assistance Level Status 2005 through 2011#

School NCLB

Accountability Status:

Identified for Improvement (II)

Corrective Action (CA)

Restructuring (RST)

Identified for Improvement - Subgroups (IIyr-S)	Corrective Action - Subgroups (CA-S)	Restructuring - Subgroups (RSTyr-S)
Identified for Improvement - Aggregate (IIyr-A)	Corrective Action - Aggregate (CA-A)	Restructuring - Aggregate (RSTyr-A)

SY2010-2011 Lvl. School		English Language Arts								Mathematics								2011								
		Cycle IV		2007	2008	2009	2010	2011	2011 NCLB*	Cycle IV		2007	2008	2009	2010	2011	2011 NCLB*	School NCLB*	Consequences		State Acc. & Lvl.					
		2005	2006							2005	2006								Choice	SES						
BOSTON (District)	Grades 3 - 5	Aggregate	N/A	No	No	No	No	No	No	N/A	No	No	No	No	No	No	CA	CA			4					
		All Subgroups	N/A	No	No	No	No	No	No	N/A	No	No	No	No	No	No										
	Grades 6 - 8	Aggregate	N/A	No	Yes	No	No	No	No	N/A	No	No	No	No	Yes	No										
		All Subgroups	N/A	No	No	No	No	No	No	N/A	No	No	No	No	No	No										
	Grades 9-12	Aggregate	N/A	Yes	No	No	No	No	No	N/A	Yes	No	No	No	No	No										
		All Subgroups	N/A	No	No	No	No	No	No	N/A	No	No	No	No	No	No										
	Grade Span Findings	Aggregate	No	Yes	Yes	No	No	No	No	No	Yes	Yes	No	No	Yes	No						CA-S	CA			
		All Subgroups	No	No	No	No	No	No	No	No	No	No	No	No	No	No										
A Adams	Aggregate	Yes	No	No	Yes	No	Yes	No	CA-A	Yes	N/A	No	No	Yes	Yes	No	CA-A	CA-A	Yes	Yes	3					
	All Subgroups	N/A	N/A	No	Yes	No	Yes	No	CA-A	N/A	N/A	No	No	Yes	Yes	No	CA-A	CA-A	Yes	Yes	3					
A Alighieri^	Aggregate	Yes	No	Yes	No	Yes	Yes	Yes		N/A	N/A	No	No	Yes	Yes	Yes			No	No	1					
	All Subgroups	N/A	N/A	Yes	No	No	Yes	Yes		N/A	N/A	No	No	Yes	Yes	Yes			No	No	1					
A Bradley	Aggregate	Yes	Yes	Yes	Yes	Yes	No	Yes		Yes	Yes	Yes	Yes	No	Yes	No			No	No	1					
	All Subgroups	Yes	Yes	Yes	No	Yes	No	Yes		N/A	N/A	Yes	Yes	No	Yes	No			No	No	1					
A Channing	Aggregate	No	No	Yes	No	Yes	Yes	No	RST1-S	Yes	Yes	Yes	No	Yes	No	No	RST1-S	RST1-S	Yes	Yes	3					
	All Subgroups	No	No	Yes	No	Yes	No	No	RST1-S	No	No	Yes	No	Yes	No	No	RST1-S	RST1-S	Yes	Yes	3					
A Chittick	Aggregate	No	No	Yes	No	No	Yes	No	RST2-A	No	Yes	Yes	No	No	No	No	CA-A	RST2-A	Yes	Yes	3					
	All Subgroups	No	No	Yes	No	No	Yes	No	RST2-A	N/A	N/A	Yes	No	No	No	No	CA-A	RST2-A	Yes	Yes	3					
A Clap	Aggregate	Yes	No	Yes	No	No	No	Yes	II2-A	Yes	No	Yes	No	Yes	No	No	CA-S	CA-S	Yes	Yes	3					
	All Subgroups	N/A	N/A	Yes	No	No	No	Yes	II2-A	N/A	N/A	Yes	No	No	No	No	CA-S	CA-S	Yes	Yes	3					
A Condon	Aggregate	Yes	No	Yes	No	No	No	No	RST2-A	Yes	Yes	No	No	No	No	No	RST1-A	RST2-A	Yes	Yes	3					
	All Subgroups	Yes	No	No	No	No	No	No	RST2-A	Yes	Yes	No	No	No	No	No	RST1-A	RST2-A	Yes	Yes	3					
A Emerson^	Aggregate	No	No	No	No	No	No	No	RST2-A	No	No	No	Yes	No	Yes	No	RST1-A	RST2-A	Yes	Yes	3					
	All Subgroups	No	No	No	No	No	No	No	RST2-A	N/A	N/A	No	Yes	No	Yes	No	RST1-A	RST2-A	Yes	Yes	3					

Boston Public Schools
Adequate Yearly Progress (AYP) History and Accountability and Assistance Level Status
2005 through 2011#







School NCLB

Accountability Status:

Identified for Improvement (II)

Corrective Action (CA)

Restructuring (RST)

 Identified for Improvement - Subgroups (IIyr-S)	 Corrective Action - Subgroups (CA-S)	 Restructuring - Subgroups (RSTyr-S)
 Identified for Improvement - Aggregate (IIyr-A)	 Corrective Action - Aggregate (CA-A)	 Restructuring - Aggregate (RSTyr-A)

SY2010-2011 Lvl. School	Group	English Language Arts									Mathematics							2011			
		Cycle IV		2007	2008	2009	2010	2011	2011 NCLB*	Cycle IV		2007	2008	2009	2010	2011	2011 NCLB*	School NCLB*	Consequences		State Acc. & Lvl.
		2005	2006							2005	2006								Choice	SES	
A Everett	Aggregate	No	No	No	No	Yes	No	No	RST2-A	Yes	Yes	Yes	No	No	Yes	No	RST1-S	RST2-A	Yes	Yes	3
	All Subgroups	No	No	No	No	Yes	No	No	N/A	N/A	No	No	No	No	No	No					
A Farragut [^]	Aggregate	No	No	No	No	No	Yes	Yes	RST2-S	Yes	No	Yes	Yes	No	Yes	No	II2-S	RST2-S	Yes	Yes	3
	All Subgroups	No	No	No	No	No	Yes	No	N/A	N/A	Yes	No	No	Yes	No						
A Gardner	Aggregate	No	No	No	Yes	Yes	Yes	No	Yes	No	Yes	No	Yes	Yes	No			No	No	3	
	All Subgroups	No	No	No	Yes	Yes	Yes	No	N/A	N/A	No	No	Yes	Yes	No						
A Guild	Aggregate	No	Yes	Yes	No	No	No	Yes	RST2-A	Yes	Yes	No	No	No	Yes	Yes		RST2-A	Yes	Yes	3
	All Subgroups	No	Yes	No	No	No	Yes	No	N/A	N/A	No	No	No	Yes	Yes						
A Harvard/Kent	Aggregate	No	No	Yes	No	No	No	Yes	RST2-A	Yes	Yes	Yes	No	No	Yes	Yes	II2-S	RST2-A	Yes	Yes	2
	All Subgroups	No	No	Yes	No	No	No	No	Yes	Yes	Yes	No	No	Yes	No						
A Horace Mann	Aggregate	Yes	Yes	No	Yes	No	No	No	II2-A	Yes	Yes	No	No	Yes	No	No	CA-A	CA-A	Yes	Yes	2
	All Subgroups	N/A	N/A	No	Yes	No	No	No	Yes	N/A	No	No	Yes	No	No						
A Kennedy, PJ ²	Aggregate	Yes	No	Yes	No	No	Yes	No	RST2-A	Yes	Yes	Yes	Yes	No	No	No	CA-S	RST2-A	Yes	Yes	2
	All Subgroups	Yes	No	Yes	No	No	Yes	No	N/A	N/A	Yes	No	No	No	No						
A Marshall	Aggregate	No	No	Yes	No	No	No	No	RST2-A	No	No	Yes	No	No	No	No	RST2-A	RST2-A	Yes	Yes	3
	All Subgroups	No	No	No	No	No	No	No	No	No	No	No	No	No	No						
A Mason	Aggregate	Yes	Yes	Yes	No	Yes	No	Yes	II1-S	Yes	Yes	Yes	Yes	No	Yes	Yes		II1-S	Yes	No	1
	All Subgroups	No	Yes	Yes	No	Yes	No	No	N/A	N/A	Yes	Yes	No	Yes	Yes						
A Mather	Aggregate	No	No	No	No	No	Yes	No	RST2-A	Yes	No	No	No	No	Yes	No	RST2-A	RST2-A	Yes	Yes	3
	All Subgroups	No	No	No	No	No	Yes	No	No	No	No	No	No	No	No						
A O'Donnell	Aggregate	No	Yes	No	No	Yes	No	No	RST2-A	Yes	Yes	Yes	No	Yes	No	No	II1-A	RST2-A	Yes	Yes	2
	All Subgroups	No	No	Yes	No	Yes	No	No	N/A	N/A	Yes	No	Yes	No	No						
A Otis ^{2,3}	Aggregate	Yes	No	Yes	No	No	Yes	Yes	No	Yes	No	Yes	No	Yes	No			No	No	1	
	All Subgroups	Yes	No	No	No	No	Yes	Yes	No	N/A	No	Yes	No	Yes	No						

Boston Public Schools Adequate Yearly Progress (AYP) History and Accountability and Assistance Level Status 2005 through 2011#

School NCLB

Accountability Status:

Identified for Improvement (II)

Corrective Action (CA)

Restructuring (RST)



Identified for Improvement - Subgroups (IIyr-S)



Corrective Action - Subgroups (CA-S)



Restructuring - Subgroups (RSTyr-S)



Identified for Improvement - Aggregate (IIyr-A)



Corrective Action - Aggregate (CA-A)



Restructuring - Aggregate (RSTyr-A)

SY2010-2011 Lvl. School	Group	English Language Arts								Mathematics								2011			
		Cycle IV		2007	2008	2009	2010	2011	2011 NCLB* Status	Cycle IV		2007	2008	2009	2010	2011	2011 NCLB* Status	School NCLB* Status	Consequences		State Acc. & Lvl.
		2005	2006							2005	2006								Choice	SES	
A Perkins	Aggregate	Yes	No	No	Yes	Yes	Yes	No		Yes	Yes	No	Yes	Yes	No			No	No	3	
	All Subgroups	No	No	No	No	Yes	Yes	No		N/A	N/A	No	Yes	No	Yes	No					
A Quincy	Aggregate	No	No	No	Yes	Yes	No	No	RST2-S	Yes	Yes	Yes	Yes	No	Yes	Yes		RST2-S	Yes	Yes	2
	All Subgroups	No	No	No	No	Yes	No	No		Yes	Yes	No	Yes	No	Yes	No					
A Russell	Aggregate	No	Yes	Yes	No	No	Yes	No	II2-A	No	Yes	Yes	No	No	No	No	CA-A	CA-A	Yes	Yes	3
	All Subgroups	No	Yes	Yes	No	No	Yes	No		No	Yes	Yes	No	No	No	No					
A Taylor	Aggregate	No	No	Yes	Yes	No	Yes	No	II2-S	Yes	Yes	Yes	Yes	No	Yes	No		II2-S	Yes	Yes	1
	All Subgroups	No	No	Yes	Yes	No	No	No		Yes	Yes	Yes	Yes	No	Yes	No					
A Tynan	Aggregate	No	No	Yes	No	Yes	Yes	No		No	No	Yes	No	No	Yes	No	RST1-A	RST1-A	Yes	Yes	2
	All Subgroups	No	No	Yes	No	Yes	Yes	No		No	N/A	Yes	No	No	Yes	No					
A Winship	Aggregate	Yes	Yes	Yes	No	Yes	No	No	II1-A	N/A	N/A	Yes	No	No	Yes	Yes		II1-A	Yes	No	3
	All Subgroups	N/A	N/A	Yes	No	Yes	No	No		N/A	N/A	Yes	No	No	Yes	Yes					
A Winthrop	Aggregate	No	No	Yes	No	Yes	No	No	RST2-A	No	Yes	No	No	No	No	No	RST2-A	RST2-A	Yes	Yes	3
	All Subgroups	No	No	Yes	No	Yes	No	No		No	Yes	No	No	No	No	No					
B Baldwin ELC	Aggregate	N/A	N/A	N/A	Yes	Yes	Yes	No		N/A	N/A	N/A	No	Yes	Yes	Yes			No	No	1
	All Subgroups	N/A	N/A	N/A	N/A	N/A	N/A	N/A		N/A	N/A	N/A	N/A	N/A	N/A	N/A					
B Bates	Aggregate	No	No	Yes	No	Yes	Yes	No	RST2-S	No	Yes	Yes	No	No	Yes	No	II2-A	RST2-S	Yes	Yes	3
	All Subgroups	No	No	Yes	No	No	No	No		N/A	N/A	Yes	No	No	Yes	No					
B Conley	Aggregate	Yes	No	Yes	No	Yes	No	Yes	II2-S	No	Yes	No	Yes	No	Yes	Yes	CA-S	CA-S	Yes	Yes	3
	All Subgroups	Yes	No	Yes	No	No	No	Yes		N/A	N/A	No	No	No	Yes	No					
B East Boston EEC	Aggregate	No	No	Yes	No	Yes	No	No	RST2-A	N/A	N/A	Yes	Yes	Yes	No	No	II1-A	RST2-A	Yes	Yes	2
	All Subgroups	No	N/A	Yes	No	N/A	No	N/A		N/A	N/A	Yes	No	N/A	No	N/A					
B ELC - East Zone^	Aggregate	No	Yes	Yes	No	Yes	No	Yes		N/A	N/A	Yes	No	No	No	Yes	II2-A	II2-A	Yes	Yes	1
	All Subgroups	N/A	N/A	N/A	N/A	N/A	N/A	N/A		N/A	N/A	N/A	N/A	N/A	N/A	N/A					

Boston Public Schools Adequate Yearly Progress (AYP) History and Accountability and Assistance Level Status 2005 through 2011#

School NCLB

Accountability Status:

Identified for Improvement (II)

Corrective Action (CA)

Restructuring (RST)



Identified for Improvement - Subgroups (IIyr-S)



Corrective Action - Subgroups (CA-S)



Restructuring - Subgroups (RSTyr-S)



Identified for Improvement - Aggregate (IIyr-A)



Corrective Action - Aggregate (CA-A)



Restructuring - Aggregate (RSTyr-A)

SY2010-2011 Lvl. School	Group	English Language Arts								Mathematics								2011			
		Cycle IV		2007	2008	2009	2010	2011	2011 NCLB*	Cycle IV		2007	2008	2009	2010	2011	2011 NCLB*	School NCLB*	Consequences		State Acc. & Lvl.
		2005	2006							2005	2006								Choice	SES	
B ELC - West Zone	Aggregate	Yes	N/A	No	Yes	No	Yes	No		N/A	N/A	No	Yes	Yes	No	No	II1-A	II1-A	Yes	No	1
	All Subgroups	N/A	N/A	N/A	N/A	N/A	N/A	N/A		N/A	N/A	N/A	N/A	N/A	N/A	N/A					
B Ellis	Aggregate	No	No	Yes	Yes	No	No	No	RST2-S	No	Yes	Yes	Yes	Yes	No	No	RST1-S	RST2-S	Yes	Yes	2
	All Subgroups	No	No	Yes	No	No	No	No		No	Yes	No	No	No	No	No					
B Ellison/Parks*****	Aggregate	N/A	N/A	N/A	N/A	N/A	N/A	No		N/A	N/A	N/A	N/A	N/A	N/A	No			No	No	1
	All Subgroups	N/A	N/A	N/A	N/A	N/A	N/A	N/A		N/A	N/A	N/A	N/A	N/A	N/A	N/A					
B Fifield^	Aggregate	No	Yes	Yes	No	Yes	No	No	RST2-S	No	Yes	Yes	No	No	No	No	CA-A	RST2-S	Yes	Yes	3
	All Subgroups	No	No	Yes	No	Yes	No	No		No	Yes	Yes	No	No	No	No					
B Grew	Aggregate	No	No	Yes	No	No	Yes	No	RST2-A	Yes	Yes	No	No	Yes	No	No	CA-A	RST2-A	Yes	Yes	3
	All Subgroups	No	No	No	No	Yes	No	No		N/A	N/A	No	No	Yes	No	No					
B Hale	Aggregate	No	Yes	No	Yes	Yes	No	Yes		No	Yes	Yes	Yes	Yes	No	Yes	II1-A	II1-A	Yes	No	1
	All Subgroups	No	No	No	Yes	Yes	No	Yes		N/A	N/A	Yes	Yes	No	Yes	Yes					
B Haley	Aggregate	Yes	No	Yes	No	Yes	Yes	No	RST1-S	Yes	Yes	No	No	Yes	No	No	CA-A	RST1-S	Yes	Yes	3
	All Subgroups	No	No	Yes	No	Yes	No	No		N/A	N/A	No	No	Yes	No	No					
B Haynes EEC	Aggregate	Yes	No	Yes	No	No	Yes	No	II2-A	N/A	N/A	Yes	Yes	No	No	Yes	II1-A	II2-A	Yes	Yes	1
	All Subgroups	Yes	N/A	Yes	No	N/A	Yes	No		N/A	N/A	No	Yes	N/A	No	Yes					
B Henderson	Aggregate	Yes	No	Yes	No	Yes	Yes	No		Yes	Yes	Yes	Yes	No	Yes	No			No	No	1
	All Subgroups	N/A	N/A	Yes	No	Yes	Yes	No		N/A	N/A	Yes	Yes	No	Yes	No					
B Hennigan	Aggregate	Yes	No	No	No	Yes	No	No	RST2-A	No	Yes	No	No	No	No	No	RST1-A	RST2-A	Yes	Yes	3
	All Subgroups	Yes	No	No	No	No	No	No		No	Yes	No	No	No	No	No					
B Holmes	Aggregate	No	Yes	Yes	Yes	No	No	No	II2-A	Yes	Yes	No	Yes	No	Yes	No		II2-A	Yes	Yes	3
	All Subgroups	No	Yes	Yes	Yes	No	No	No		N/A	N/A	No	Yes	No	Yes	No					
B Kenny	Aggregate	No	No	Yes	No	No	No	No	RST2-A	No	Yes	Yes	No	No	No	No	CA-A	RST2-A	Yes	Yes	3
	All Subgroups	No	No	Yes	No	No	No	No		No	N/A	Yes	No	No	No	No					

Boston Public Schools Adequate Yearly Progress (AYP) History and Accountability and Assistance Level Status 2005 through 2011#

School NCLB

Accountability Status:

Identified for Improvement (II)

Corrective Action (CA)

Restructuring (RST)



Identified for Improvement - Subgroups (IIyr-S)



Corrective Action - Subgroups (CA-S)



Restructuring - Subgroups (RSTyr-S)



Identified for Improvement - Aggregate (IIyr-A)



Corrective Action - Aggregate (CA-A)



Restructuring - Aggregate (RSTyr-A)

Lvl.	SY2010-2011 School	Group	English Language Arts							2011 NCLB* Status	Mathematics							2011 NCLB* Status	2011				
			Cycle IV		2007	2008	2009	2010	2011		Cycle IV		2007	2008	2009	2010	2011		School NCLB* Status	Consequences		State Acc. & Lvl.	
			2005	2006							2005	2006								Choice	SES		
B	Lee	Aggregate	No	No	Yes	No	Yes	Yes	No		No	No	Yes	Yes	No	Yes	No			No	No	1	
		All Subgroups	No	No	Yes	No	Yes	Yes	No		No	No	Yes	Yes	No	Yes	No						
B	Lee Academy	Aggregate	N/A	N/A	N/A	No	Yes	No	Yes	II1-S	N/A	N/A	N/A	No	Yes	Yes	No		II1-S	Yes	No	1	
		All Subgroups	N/A	N/A	N/A	N/A	Yes	Yes	No		N/A	N/A	N/A	N/A	Yes	Yes	No						
B	Manning	Aggregate	Yes	Yes	No	Yes	Yes	Yes	No		Yes	Yes	Yes	No	No	Yes	No		II2-A	II2-A	Yes	Yes	3
		All Subgroups	N/A	N/A	N/A	N/A	N/A	N/A	N/A		N/A	N/A	N/A	N/A	N/A	N/A	N/A						
B	Mattahunt	Aggregate	No	No	No	No	Yes	No	No	RST2-A	Yes	Yes	No	Yes	No	No	No		II2-A	RST2-A	Yes	Yes	3
		All Subgroups	No	No	No	No	No	No	No		Yes	Yes	No	Yes	No	No	No						
B	Mendell	Aggregate	Yes	No	Yes	No	Yes	Yes	No		No	Yes	No	No	Yes	No	No		CA-A	CA-A	Yes	Yes	3
		All Subgroups	Yes	N/A	Yes	No	Yes	Yes	No		N/A	N/A	No	No	Yes	No	No						
B	Mozart	Aggregate	No	Yes	No	Yes	Yes	No	No	II1-A	N/A	Yes	Yes	Yes	No	No	No		II2-A	II2-A	Yes	Yes	1
		All Subgroups	N/A	N/A	N/A	N/A	N/A	N/A	N/A		N/A	N/A	N/A	N/A	N/A	N/A	N/A						
B	Philbrick	Aggregate	Yes	Yes	Yes	No	Yes	Yes	Yes		N/A	Yes	Yes	No	Yes	Yes	No		II2-A	II2-A	Yes	Yes	1
		All Subgroups	N/A	N/A	Yes	No	Yes	N/A	N/A		N/A	N/A	Yes	No	No	N/A	N/A						
B	Sumner ¹	Aggregate	No	No	No	No	No	Yes	Yes	RST2-S	Yes	Yes	Yes	No	No	Yes	Yes		RST1-S	RST2-S	Yes	Yes	2
		All Subgroups	No	No	No	No	No	Yes	No		Yes	No	No	No	No	No	Yes						
H	ACC	Aggregate	Yes	Yes	Yes	No	No	Yes	No	II2-A	Yes	Yes	Yes	No	No	Yes	No		II2-A	II2-A	Yes	Yes	1
		All Subgroups	N/A	N/A	N/A	N/A	No	N/A	N/A		N/A	N/A	N/A	N/A	No	N/A	N/A						
H	BCLA	Aggregate	Yes	Yes	Yes	Yes	Yes	No	Yes	II1-S	No	Yes	Yes	Yes	Yes	Yes	No		II1-S	II1-S	Yes	No	1
		All Subgroups	Yes	Yes	No	Yes	No	No	Yes		No	Yes	Yes	Yes	Yes	Yes	No						
H	BDEA ^{&}	Aggregate	N/A	N/A	No	No	No	No	No	RST1-A	N/A	N/A	No	No	No	No	No		RST1-A	RST1-A	Yes	Yes	****
		All Subgroups	N/A	N/A	N/A	No	N/A	N/A	N/A		N/A	N/A	N/A	No	N/A	N/A	N/A						
H	BATA	Aggregate	N/A	N/A	N/A	N/A	N/A	N/A	N/A		N/A	N/A	N/A	N/A	N/A	N/A	N/A				No	No	1
		All Subgroups	N/A	N/A	N/A	N/A	N/A	N/A	N/A		N/A	N/A	N/A	N/A	N/A	N/A	N/A						

Boston Public Schools
Adequate Yearly Progress (AYP) History and Accountability and Assistance Level Status
2005 through 2011#







School NCLB

Accountability Status:

Identified for Improvement (II)

Corrective Action (CA)

Restructuring (RST)

 Identified for Improvement - Subgroups (IIyr-S)	 Corrective Action - Subgroups (CA-S)	 Restructuring - Subgroups (RSTyr-S)
 Identified for Improvement - Aggregate (IIyr-A)	 Corrective Action - Aggregate (CA-A)	 Restructuring - Aggregate (RSTyr-A)

SY2010-2011 Lvl. School	Group	English Language Arts								Mathematics								2011			
		Cycle IV		2007	2008	2009	2010	2011	2011 NCLB*	Cycle IV		2007	2008	2009	2010	2011	2011 NCLB*	School NCLB*	Consequences		State Acc. & Lvl.
		2005	2006							2005	2006								Choice	SES	
H Bos Arts Acad	Aggregate	Yes	Yes	Yes	Yes	Yes	Yes	Yes	Yes	No	Yes	Yes	Yes	Yes	No	No	II1-A	II1-A	Yes	No	1
	All Subgroups	Yes	Yes	No	Yes	Yes	Yes	Yes	Yes	No	Yes	No	Yes	No	No	No	II1-A	II1-A	Yes	No	1
H Bos Internat'l	Aggregate	No	Yes	No	No	No	No	No	No	No	Yes	No	No	No	No	No	RST1-A	RST1-A	Yes	Yes	2
	All Subgroups	No	N/A	N/A	N/A	No	No	No	No	No	N/A	N/A	N/A	No	No	No	RST1-A	RST1-A	Yes	Yes	2
H Bos Latin Schl	Aggregate	Yes	Yes	Yes	Yes	Yes	Yes	Yes	Yes	Yes	Yes	Yes	Yes	Yes	Yes	Yes			No	No	1
	All Subgroups	Yes	Yes	Yes	Yes	Yes	Yes	Yes	Yes	Yes	Yes	Yes	Yes	Yes	Yes	Yes			No	No	1
H Bos Latin Acad	Aggregate	Yes	Yes	Yes	Yes	Yes	Yes	Yes	Yes	Yes	Yes	Yes	Yes	Yes	No	No			No	No	1
	All Subgroups	Yes	Yes	Yes	Yes	Yes	Yes	Yes	Yes	Yes	Yes	Yes	Yes	Yes	No	No			No	No	1
H Brighton	Aggregate	No	Yes	No	Yes	No	No	No	No	No	Yes	No	No	No	No	No	RST2-A	RST2-A	Yes	Yes	3
	All Subgroups	No	No	No	No	No	No	No	No	No	No	No	No	No	No	No	RST2-A	RST2-A	Yes	Yes	3
H Brook Farm Acad^	Aggregate	N/A	No	Yes	Yes	Yes	No	No	No	N/A	Yes	Yes	No	No	Yes	No	CA-S	CA-S	Yes	Yes	3
	All Subgroups	N/A	No	N/A	No	Yes	No	No	No	N/A	Yes	N/A	No	No	Yes	No	CA-S	CA-S	Yes	Yes	3
H CASH	Aggregate	N/A	No	No	No	No	No	No	No	N/A	No	Yes	No	No	No	No	CA-A	RST2-A	Yes	Yes	3
	All Subgroups	N/A	No	No	Yes	No	N/A	No	No	N/A	No	Yes	N/A	No	N/A	No	CA-A	RST2-A	Yes	Yes	3
H Charlestown	Aggregate	No	Yes	No	No	No	No	No	No	No	Yes	No	No	No	No	No	RST2-A	RST2-A	Yes	Yes	3
	All Subgroups	No	Yes	No	No	No	No	No	No	No	Yes	No	No	No	No	No	RST2-A	RST2-A	Yes	Yes	3
H Community Acad	Aggregate	N/A	N/A	N/A	N/A	N/A	N/A	N/A	N/A	N/A	N/A	N/A	N/A	N/A	N/A	N/A			No	No	1
	All Subgroups	N/A	N/A	N/A	N/A	N/A	N/A	N/A	N/A	N/A	N/A	N/A	N/A	N/A	N/A	N/A			No	No	1
H Dorchester Acad	Aggregate	No	Yes	No	Yes	No	No	No	No	No	Yes	No	No	No	No	No	RST2-A	RST2-A	Yes	Yes	2
	All Subgroups	N/A	N/A	N/A	N/A	N/A	No	No	No	N/A	N/A	N/A	N/A	No	No	No	RST2-A	RST2-A	Yes	Yes	2
H East Boston	Aggregate	Yes	Yes	No	No	Yes	No	Yes	Yes	Yes	Yes	No	No	No	Yes	Yes	RST2-S	RST2-A	Yes	Yes	3
	All Subgroups	Yes	No	No	No	No	No	Yes	Yes	Yes	No	No	No	No	No	No	RST2-S	RST2-A	Yes	Yes	3
H Engineering^	Aggregate	N/A	No	No	No	No	Yes	No	No	N/A	No	No	No	Yes	Yes	No	RST1-A	RST1-A	Yes	Yes	3
	All Subgroups	N/A	No	No	No	N/A	Yes	No	No	N/A	No	No	No	N/A	No	No	RST1-A	RST1-A	Yes	Yes	3

Boston Public Schools
Adequate Yearly Progress (AYP) History and Accountability and Assistance Level Status
2005 through 2011#

School NCLB

Accountability Status:

Identified for Improvement (II)

Corrective Action (CA)

Restructuring (RST)



Identified for Improvement - Subgroups (IIyr-S)



Corrective Action - Subgroups (CA-S)



Restructuring - Subgroups (RSTyr-S)



Identified for Improvement - Aggregate (IIyr-A)



Corrective Action - Aggregate (CA-A)



Restructuring - Aggregate (RSTyr-A)

SY2010-2011 Lvl. School	Group	English Language Arts								Mathematics								2011			
		Cycle IV		2007	2008	2009	2010	2011	2011 NCLB*	Cycle IV		2007	2008	2009	2010	2011	2011 NCLB*	School NCLB*	Consequences		State Acc. & Lvl.
		2005	2006							2005	2006								Choice	SES	
H Excel	Aggregate	No	Yes	Yes	No	Yes	No	Yes	II2-A	No	Yes	Yes	No	Yes	Yes	No	CA-S	CA-S	Yes	Yes	2
	All Subgroups	No	Yes	No	N/A	Yes	No	Yes		No	Yes	Yes	N/A	No	No	No					
H Fenway	Aggregate	Yes	Yes	Yes	Yes	Yes	Yes	Yes		Yes	Yes	Yes	Yes	Yes	Yes	Yes			No	No	1
	All Subgroups	Yes	Yes	Yes	Yes	Yes	Yes	Yes		Yes	Yes	Yes	Yes	Yes	Yes	Yes					
H Greater Egleston	Aggregate	N/A	N/A	N/A	No	N/A	N/A	N/A		N/A	N/A	N/A	N/A	N/A	N/A	N/A			No	No	1
	All Subgroups	N/A	N/A	N/A	N/A	N/A	N/A	N/A		N/A	N/A	N/A	N/A	N/A	N/A	N/A					
H Kennedy ²	Aggregate	Yes	Yes	Yes	Yes	Yes	No	Yes		Yes	Yes	Yes	Yes	Yes	No	Yes			No	No	****
	All Subgroups	N/A	N/A	N/A	N/A	N/A	No	N/A		N/A	N/A	N/A	N/A	No	N/A						
H Madison Park	Aggregate	No	Yes	No	Yes	No	No	No	RST2-A	No	Yes	No	No	No	No	No	RST2-A	RST2-A	Yes	Yes	3
	All Subgroups	No	No	No	No	No	No	No		No	No	No	No	No	No	No					
H Media Comm Tech [^]	Aggregate	N/A	No	No	Yes	No	No	No	RST2-A	N/A	Yes	No	No	No	No	No	RST1-A	RST2-A	Yes	Yes	3
	All Subgroups	N/A	No	Yes	No	No	No	No		N/A	Yes	No	No	Yes	No	No					
H Monument [^]	Aggregate	No	Yes	No	No	No	No	No	RST1-A	No	Yes	Yes	No	No	No	No	CA-A	RST1-A	Yes	Yes	3
	All Subgroups	No	Yes	No	No	No	No	Yes		No	Yes	Yes	No	Yes	No	No					
H New Mission ^{1,3}	Aggregate	No	Yes	No	Yes	Yes	Yes	Yes		Yes	Yes	Yes	No	Yes	Yes	Yes			No	No	1
	All Subgroups	No	N/A	Yes	N/A	Yes	Yes	Yes		No	N/A	Yes	N/A	No	Yes	Yes					
H O'Bryant	Aggregate	Yes	Yes	Yes	Yes	Yes	Yes	Yes		Yes	Yes	Yes	Yes	Yes	Yes	Yes			No	No	1
	All Subgroups	Yes	Yes	Yes	Yes	Yes	Yes	Yes		Yes	Yes	Yes	Yes	Yes	Yes	Yes					
H Odyssey [^]	Aggregate	No	No	No	No	Yes	No	No	RST2-A	No	No	No	No	No	No	No	RST2-A	RST2-A	Yes	Yes	3
	All Subgroups	N/A	N/A	No	No	No	No	No		N/A	N/A	No	No	No	No	No					
H PATH [^]	Aggregate	N/A	No	No	Yes	Yes	No	No	RST1-S	N/A	Yes	No	Yes	Yes	No	No	II1-A	RST1-S	Yes	Yes	3
	All Subgroups	N/A	No	No	No	Yes	No	N/A		N/A	Yes	No	Yes	N/A	No	N/A					
H Quincy Upper	Aggregate	No	No	Yes	No	No	Yes	Yes	RST2-S	Yes	Yes	Yes	No	No	Yes	No	RST1-S	RST2-S	Yes	Yes	3
	All Subgroups	No	No	No	No	No	Yes	No		Yes	No	No	No	No	Yes	No					

Boston Public Schools Adequate Yearly Progress (AYP) History and Accountability and Assistance Level Status 2005 through 2011#

School NCLB

Accountability Status:

Identified for Improvement (II)

Corrective Action (CA)

Restructuring (RST)

	Identified for Improvement - Subgroups (IIyr-S)		Corrective Action - Subgroups (CA-S)		Restructuring - Subgroups (RSTyr-S)
	Identified for Improvement - Aggregate (IIyr-A)		Corrective Action - Aggregate (CA-A)		Restructuring - Aggregate (RSTyr-A)

SY2010-2011 Lvl. School		Group		English Language Arts							Mathematics							2011					
				Cycle IV		2007	2008	2009	2010	2011	2011 NCLB*	Cycle IV		2007	2008	2009	2010	2011	2011 NCLB*	School NCLB*	Consequences		State Acc. & Lvl.
				2005	2006							2005	2006								Choice	SES	
H	Snowden	Aggregate	No	Yes	No	No	No	No	No	RST1-A	Yes	Yes	Yes	Yes	Yes	No	No	II2-S	RST1-A	Yes	Yes	3	
		All Subgroups	Yes	Yes	No	Yes	No	No	Yes		Yes	Yes	Yes	Yes	No	No	No						
H	SocJ Just Acad	Aggregate	N/A	No	No	Yes	No	No	No	RST1-A	N/A	No	No	Yes	No	No	No	RST1-A	RST1-A	Yes	Yes	3	
		All Subgroups	N/A	No	No	N/A	No	No	N/A		N/A	No	No	N/A	N/A	No	N/A						
H	Tech Boston Lower Aca	Aggregate	N/A	N/A	N/A	N/A	N/A	No	No	II1-A	N/A	N/A	N/A	N/A	N/A	No	No	II1-A	II1-A	Yes	No	1	
		All Subgroups	N/A	N/A	N/A	N/A	N/A	No	No		N/A	N/A	N/A	N/A	N/A	No	No						
H	TechBoston Upper^	Aggregate	Yes	Yes	Yes	Yes	Yes	No	Yes		No	Yes	Yes	Yes	Yes	Yes	Yes	II1-S	II1-S	Yes	No	1	
		All Subgroups	Yes	Yes	No	Yes	Yes	No	Yes		Yes	Yes	Yes	Yes	No	No							
H	Urban Science	Aggregate	N/A	No	No	Yes	Yes	Yes	Yes		N/A	No	No	No	Yes	Yes	No			No	No	1	
		All Subgroups	N/A	N/A	No	Yes	Yes	Yes	Yes		N/A	N/A	No	No	Yes	Yes	No						
M	Beethoven	Aggregate	No	No	Yes	No	Yes	No	Yes	RST2-A	Yes	Yes	Yes	No	Yes	No	Yes		RST2-A	Yes	Yes	2	
		All Subgroups	No	No	Yes	No	Yes	No	N/A		N/A	N/A	Yes	No	Yes	No	N/A						
M	BTU K-8 Pilot	Aggregate	N/A	N/A	N/A	N/A	N/A	No	No	II1-A	N/A	N/A	N/A	N/A	N/A	No	No	II1-A	II1-A	Yes	No	1	
		All Subgroups	N/A	N/A	N/A	N/A	N/A	N/A	No		N/A	N/A	N/A	N/A	N/A	No							
M	Carter	Aggregate	N/A	N/A	N/A	N/A	N/A	N/A	N/A		N/A	N/A	N/A	N/A	N/A	N/A	N/A			No	No	1	
		All Subgroups	N/A	N/A	N/A	N/A	N/A	N/A	N/A		N/A	N/A	N/A	N/A	N/A	N/A	N/A						
M	Curley K-8	Aggregate	Yes	No	No	Yes	No	Yes	No	RST2-A	No	No	No	Yes	No	No	No	RST2-A	RST2-A	Yes	Yes	3	
		All Subgroups	No	No	No	No	No	No	No		No	No	No	No	No	No	No						
M	Edison K-8	Aggregate	N/A	N/A	N/A	N/A	N/A	No	No	II1-A	N/A	N/A	N/A	N/A	N/A	No	No	II1-A	II1-A	Yes	No	1	
		All Subgroups	N/A	N/A	N/A	N/A	N/A	No	No		N/A	N/A	N/A	N/A	N/A	No	No						
M	Edwards	Aggregate	No	No	Yes	No	Yes	Yes	Yes	RST2-S	No	No	Yes	Yes	Yes	No	No	RST2-S	RST2-S	Yes	Yes	2	
		All Subgroups	No	No	No	Yes	No	No	No		No	No	No	No	No	No	No						
M	Eliot K-8 ^{1,2}	Aggregate	Yes	Yes	No	Yes	Yes	Yes	Yes		Yes	N/A	No	Yes	Yes	Yes	Yes			No	No	1	
		All Subgroups	Yes	N/A	No	Yes	Yes	Yes	Yes		N/A	N/A	No	Yes	Yes	Yes	No						

Boston Public Schools Adequate Yearly Progress (AYP) History and Accountability and Assistance Level Status 2005 through 2011#

School NCLB

Accountability Status:

Identified for Improvement (II)

Corrective Action (CA)

Restructuring (RST)



Identified for Improvement - Subgroups (IIyr-S)



Corrective Action - Subgroups (CA-S)



Restructuring - Subgroups (RSTyr-S)



Identified for Improvement - Aggregate (IIyr-A)



Corrective Action - Aggregate (CA-A)



Restructuring - Aggregate (RSTyr-A)

SY2010-2011 Lvl. School	Group	English Language Arts								Mathematics								2011			
		Cycle IV		2007	2008	2009	2010	2011	2011 NCLB*	Cycle IV		2007	2008	2009	2010	2011	2011 NCLB*	School NCLB*	Consequences		State Acc. & Lvl.
		2005	2006							2005	2006								Choice	SES	
M Frederick	Aggregate	No	No	No	No	Yes	No	No	RST2-A	No	No	No	No	Yes	No	No	RST2-A	RST2-A	Yes	Yes	3
	All Subgroups	No	No	No	No	Yes	No	No		No	No	No	No	No	No	No					
M Gavin^	Aggregate	No	No	No	Yes	No	No	No		No	No	No	No	No	Yes	No			No	No	3
	All Subgroups	No	No	No	No	No	No	No		No	No	No	No	No	No	No					
M Greenwood, S K-8	Aggregate	Yes	No	Yes	No	Yes	No	No	RST2-S	Yes	Yes	No	No	No	Yes	No	RST1-A	RST2-S	Yes	Yes	2
	All Subgroups	No	No	Yes	No	No	No	No		Yes	Yes	No	No	No	No	No					
M Hernandez K-8	Aggregate	No	No	Yes	No	No	No	No	RST2-A	Yes	Yes	Yes	No	No	Yes	No	II2-A	RST2-A	Yes	Yes	2
	All Subgroups	No	No	Yes	No	No	No	No		Yes	Yes	Yes	No	No	Yes	No					
M Higginson/Lewis K-8	Aggregate	N/A	N/A	N/A	N/A	N/A	No	No	II1-A	N/A	N/A	N/A	N/A	N/A	No	No	II1-A	II1-A	Yes	No	1
	All Subgroups	N/A	N/A	N/A	N/A	N/A	No	No		N/A	N/A	N/A	N/A	N/A	No	No					
M Hurley K-8	Aggregate	Yes	No	Yes	Yes	No	No	Yes	II1-A	No	No	No	Yes	No	No	Yes	RST2-A	RST2-A	Yes	Yes	3
	All Subgroups	No	No	Yes	Yes	No	No	Yes		N/A	N/A	Yes	Yes	No	No	Yes					
M Irving	Aggregate	No	Yes	Yes	No	Yes	No	No	RSt2-S	No	No	No	No	No	No	No	RST2-A	RST2-A	Yes	Yes	3
	All Subgroups	No	No	No	No	No	No	No		No	No	No	No	No	No	No					
M Jackson/Mann K-8	Aggregate	No	No	Yes	No	No	No	No	RST2-A	Yes	No	No	Yes	No	No	No	RST2-A	RST2-A	Yes	Yes	3
	All Subgroups	No	No	Yes	No	No	No	No		No	No	No	No	No	No	No					
M <i>Kilmer K-8</i>	Aggregate	Yes	Yes	Yes	Yes	Yes	Yes	No	II2-S	Yes	Yes	Yes	Yes	Yes	Yes	No	II1-S	II2-S	No	No	1
	All Subgroups	Yes	Yes	Yes	Yes	No	No	No		N/A	N/A	Yes	Yes	Yes	No	No					
M King K-8	Aggregate	N/A	N/A	N/A	N/A	N/A	Yes	No		N/A	N/A	N/A	N/A	N/A	No	No	II1-A	II1-A	Yes	No	1
	All Subgroups	N/A	N/A	N/A	N/A	N/A	Yes	No		N/A	N/A	N/A	N/A	N/A	No	No					
M Lyndon K-8	Aggregate	Yes	Yes	Yes	No	Yes	Yes	No	RST2-S	Yes	Yes	No	Yes	No	Yes	No	RST1-S	RST2-S	Yes	Yes	2
	All Subgroups	No	No	No	No	No	Yes	No		Yes	No	No	No	No	Yes	No					
M Lyon High	Aggregate	N/A	N/A	N/A	N/A	N/A	N/A	No		N/A	N/A	N/A	N/A	N/A	No	No			No	No	1
	All Subgroups	N/A	N/A	N/A	N/A	N/A	N/A	N/A		N/A	N/A	N/A	N/A	N/A	N/A	N/A					

Boston Public Schools
Adequate Yearly Progress (AYP) History and Accountability and Assistance Level Status
2005 through 2011#

School NCLB

Accountability Status:

Identified for Improvement (II)

Corrective Action (CA)

Restructuring (RST)



Identified for Improvement - Subgroups (IIyr-S)



Corrective Action - Subgroups (CA-S)



Restructuring - Subgroups (RSTyr-S)



Identified for Improvement - Aggregate (IIyr-A)



Corrective Action - Aggregate (CA-A)



Restructuring - Aggregate (RSTyr-A)

SY2010-2011 Lvl. School	Group	English Language Arts								Mathematics							2011				
		Cycle IV		2007	2008	2009	2010	2011	2011 NCLB*	Cycle IV		2007	2008	2009	2010	2011	2011 NCLB*	School NCLB*	Consequences		State Acc. & Lvl.
		2005	2006							2005	2006								Choice	SES	
M Lyon K-8	Aggregate	Yes	Yes	Yes	Yes	No	Yes	Yes		Yes	Yes	Yes	Yes	Yes	No			No	No	1	
	All Subgroups	N/A	N/A	N/A	Yes	N/A	N/A	Yes		N/A	N/A	N/A	Yes	N/A	N/A	No					
M McCormack	Aggregate	No	No	No	No	No	No	No	RST2-A	No	No	Yes	No	No	No	No	RST2-A	RST2-A	Yes	Yes	3
	All Subgroups	No	No	No	No	No	No	No		No	No	No	No	No	No	No					
M McKay K-8	Aggregate	No	No	Yes	No	No	No	Yes	RST2-A	Yes	No	No	No	No	Yes	No	RST2-A	RST2-A	Yes	Yes	2
	All Subgroups	No	No	Yes	No	No	No	No		Yes	No	No	No	No	No	No					
M McKinley	Aggregate	No	No	No	No	No	No	No	RST2-A	No	No	No	No	No	No	No	RST2-A	RST2-A	Yes	Yes	3
	All Subgroups	No	No	No	No	No	No	No		No	No	No	No	No	No	No					
M Middle Sch Acad	Aggregate	N/A	N/A	N/A	N/A	N/A	N/A	N/A		N/A	N/A	N/A	N/A	N/A	N/A	N/A			No	No	1
	All Subgroups	N/A	N/A	N/A	N/A	N/A	N/A	N/A		N/A	N/A	N/A	N/A	N/A	N/A	N/A					
M Mildred Avenue K-8	Aggregate	N/A	N/A	N/A	N/A	N/A	No	No	II1-A	N/A	N/A	N/A	N/A	N/A	No	No	II1-A	II1-A	Yes	No	1
	All Subgroups	N/A	N/A	N/A	N/A	N/A	No	No		N/A	N/A	N/A	N/A	N/A	No	No					
M Mission Hill K-8	Aggregate	No	No	Yes	Yes	No	No	Yes	II2-S	No	No	No	Yes	No	No	Yes	RST2-A	RST2-A	Yes	Yes	2
	All Subgroups	N/A	N/A	Yes	Yes	No	No	No		N/A	N/A	Yes	No	No	No	No					
M Murphy K-8	Aggregate	Yes	Yes	Yes	Yes	No	No	No	RST2-S	Yes	Yes	Yes	Yes	No	No	No	RST2-S	RST2-S	Yes	Yes	2
	All Subgroups	No	No	No	No	No	No	No		No	No	No	No	No	No	No					
M Ohrenberger K-8	Aggregate	No	Yes	Yes	Yes	No	Yes	No	RST2-S	No	No	Yes	Yes	No	Yes	No	RST2-S	RST2-S	Yes	Yes	2
	All Subgroups	No	No	No	Yes	No	No	No		No	No	No	Yes	No	No	No					
M Perry K-8	Aggregate	Yes	Yes	No	No	Yes	No	No	CA-A	N/A	N/A	No	No	No	Yes	No	CA-A	CA-A	Yes	Yes	3
	All Subgroups	N/A	N/A	No	No	Yes	No	No		N/A	N/A	No	No	No	Yes	No					
M Rogers	Aggregate	Yes	No	No	Yes	No	No	No	RST2-A	No	No	Yes	Yes	No	No	No	RST2-S	RST2-A	Yes	Yes	3
	All Subgroups	Yes	No	No	No	No	No	No		No	No	No	No	No	No	No					
M Roosevelt K-8	Aggregate	No	Yes	No	No	Yes	No	No	RST2-A	No	Yes	No	No	Yes	No	No	CA-A	RST2-A	Yes	Yes	2
	All Subgroups	No	No	No	No	Yes	No	No		N/A	N/A	Yes	No	Yes	No	No					

Boston Public Schools Adequate Yearly Progress (AYP) History and Accountability and Assistance Level Status 2005 through 2011#

School NCLB

Accountability Status:

Identified for Improvement (II)

Corrective Action (CA)

Restructuring (RST)



Identified for Improvement - Subgroups (IIyr-S)



Corrective Action - Subgroups (CA-S)



Restructuring - Subgroups (RSTyr-S)



Identified for Improvement - Aggregate (IIyr-A)



Corrective Action - Aggregate (CA-A)



Restructuring - Aggregate (RSTyr-A)

Lvl.	SY2010-2011 School	Group	English Language Arts							2011 NCLB* Status	Mathematics							2011 NCLB* Status	2011			State Acc. & Lvl.
			Cycle IV		2007	2008	2009	2010	2011		Cycle IV		2007	2008	2009	2010	2011		School NCLB* Status	Consequences		
			2005	2006							2005	2006								Choice	SES	
M	Timilty	Aggregate	No	No	No	No	No	No	No	RST2-A	Yes	No	No	Yes	No	Yes	No	RST2-A	RST2-A	Yes	Yes	3
		All Subgroups	No	No	No	No	No	No	No		No	No	No	No	No	No	No					
M	Tobin K-8	Aggregate	No	No	No	No	No	No	No	RST2-A	Yes	No	Yes	No	No	No	No	RST2-A	RST2-A	Yes	Yes	3
		All Subgroups	No	No	No	No	No	No	No		No	No	No	No	No	No	No					
M	Umana^	Aggregate	No	No	No	No	No	No	No	RST2-A	No	No	No	No	No	No	No	RST2-A	RST2-A	Yes	Yes	3
		All Subgroups	No	No	No	No	No	No	No		No	No	No	No	No	No	No					
M	Warren/Prescott K-8	Aggregate	Yes	Yes	Yes	Yes	Yes	Yes	No		No	Yes	No	Yes	No	Yes	No	RST1-S	RST1-S	Yes	Yes	2
		All Subgroups	Yes	Yes	Yes	No	Yes	Yes	No		Yes	No	No	Yes	No	Yes	No					
M	Young Achievers K-8	Aggregate	Yes	No	Yes	No	No	No	No	RST2-A	Yes	Yes	Yes	Yes	No	No	No	RST2-S	RST2-A	Yes	Yes	3
		All Subgroups	No	No	Yes	No	No	No	No		Yes	No	No	No	No	No	No					
T	Agassiz**^	Aggregate	No	No	Yes	No	Yes	No	No	RST2-A	Yes	Yes	No	No	No	Yes	Yes	RST1-S	RST2-A	Yes	Yes	4
		All Subgroups	No	No	No	No	Yes	No	No		Yes	No	No	No	No	Yes	No					
T	Blackstone***	Aggregate	Yes	No	No	No	No	No	No	Turn-Around	Yes	Yes	Yes	No	No	--	No	Turn-Around	Turn-Around	No	No	4
		All Subgroups	No	No	No	No	No	No	No		Yes	Yes	Yes	No	No	--	No					
T	Burke***	Aggregate	Yes	Yes	No	No	Yes	No	No	Turn-Around	Yes	No	No	No	Yes	No	No	Turn-Around	Turn-Around	No	No	4
		All Subgroups	Yes	Yes	No	No	No	No	No		Yes	No	No	No	No	No	No					
T	Dearborn**	Aggregate	Yes	No	No	No	No	No	No	RST2-A	No	No	Yes	No	No	Yes	No	RST2-A	RST2-A	Yes	Yes	4
		All Subgroups	No	No	No	No	No	No	No		No	No	No	No	No	No	No					
T	Dever***	Aggregate	No	No	No	No	No	Yes	No	Turn-Around	Yes	Yes	No	No	No	Yes	Yes	Turn-Around	Turn-Around	No	No	4
		All Subgroups	No	No	No	No	No	No	No		Yes	Yes	No	No	No	Yes	No					
T	English**	Aggregate	Yes	Yes	Yes	No	Yes	No	No	RST2-S	No	No	Yes	No	No	No	No	RST2-A	RST2-A	Yes	Yes	4
		All Subgroups	No	No	No	No	No	No	No		No	No	No	No	No	No	No					
T	Greenwood, E.**	Aggregate	No	No	Yes	No	No	No	Yes	RST2-A	Yes	Yes	No	No	No	No	Yes	RST1-A	RST2-A	Yes	Yes	4
		All Subgroups	No	No	No	No	No	No	No		Yes	Yes	No	No	No	No	No					

Boston Public Schools Adequate Yearly Progress (AYP) History and Accountability and Assistance Level Status 2005 through 2011#

School NCLB

Accountability Status:

Identified for Improvement (II)

Corrective Action (CA)

Restructuring (RST)



Identified for Improvement - Subgroups (IIyr-S)



Corrective Action - Subgroups (CA-S)



Restructuring - Subgroups (RSTyr-S)



Identified for Improvement - Aggregate (IIyr-A)



Corrective Action - Aggregate (CA-A)



Restructuring - Aggregate (RSTyr-A)

SY2010-2011 Lvl. School	Group	English Language Arts								Mathematics								2011			
		Cycle IV		2007	2008	2009	2010	2011	2011 NCLB*	Cycle IV		2007	2008	2009	2010	2011	2011 NCLB*	School NCLB*	Consequences		State Acc. & Lvl.
		2005	2006							2005	2006								Choice	SES	
T Harbor***	Aggregate	Yes	No	No	No	No	Yes	Yes	Turn-Around	Yes	No	No	No	No	Yes	No	Turn-Around	Turn-Around	No	No	4
	All Subgroups	Yes	No	No	No	No	Yes	No	Turn-Around	No	No	No	No	No	No	No	Turn-Around	Turn-Around	No	No	4
T Holland**	Aggregate	No	No	No	No	No	No	No	RST2-A	No	No	No	Yes	No	Yes	No	RST2-A	RST2-A	Yes	Yes	4
	All Subgroups	No	No	No	No	No	No	No	RST2-A	No	No	No	No	No	No	No	RST2-A	RST2-A	Yes	Yes	4
T Kennedy, JF**	Aggregate	No	No	No	No	No	No	Yes	RST2-A	Yes	No	No	Yes	No	Yes	Yes	RST2-A	RST2-A	Yes	Yes	4
	All Subgroups	No	No	No	No	No	No	No	RST2-A	Yes	Yes	No	No	No	Yes	Yes	RST2-A	RST2-A	Yes	Yes	4
T Orchard Gardens K-8***	Aggregate	No	No	Yes	No	No	No	Yes	Turn-Around	No	No	Yes	No	No	Yes	Yes	Turn-Around	Turn-Around	No	No	4
	All Subgroups	No	No	Yes	No	No	No	No	Turn-Around	No	No	Yes	No	No	No	No	Turn-Around	Turn-Around	No	No	4
T Trotter***	Aggregate	No	No	No	No	No	Yes	No	Turn-Around	No	No	No	No	No	No	No	Turn-Around	Turn-Around	No	No	4
	All Subgroups	No	No	No	No	No	Yes	No	Turn-Around	No	No	No	No	No	No	No	Turn-Around	Turn-Around	No	No	4

Based on the updated data that incorporated all reported MCAS discrepancies that were approved.

N/A: No 2011 AYP determination because the school did not meet sample size requirements.

& Horace Mann Charter School.

* According to the No Child Left Behind Act (NCLB), schools or districts that do not make Adequate Yearly Progress (AYP) in English Language Arts and/or mathematics for a student group for two or more consecutive years are considered to be in need of Improvement (II), Corrective Action (CA) or Restructuring (RST) status.

Schools in **Blue** and **italicized** are Non-Title I schools for SY2011-2012.

** SY2010-2011 BPS "Level 4" Schools under the Commonwealth's District Framework for Accountability and Assistance.

*** As recipients of federal turnaround grants, these SY2010-2011 "Level 4" schools were approved to re-start the NCLB timeline.

**** Charter Schools are not assigned an Accountability and Assistance Level.

***** School was operated under a new grade configuration beginning in SY2010-2011 (i.e., school is serving grades K - 3 instead of K - 2).

1. School is commended for substantially narrowing proficiency gaps for low income, limited English proficient, formerly limited English proficient, and special education students over a two-year period
2. School is commended for demonstrating median growth of 60 or higher for two consecutive years
3. School is commended for exiting 2010 NCLB Accountability Status

^ School was open in SY2010-2011 but were closed or reconfigured beginning in SY2011-2012.