

Boston Public Schools
Adequate Yearly Progress (AYP) History and NCLB Status
2001 through 2008 (Updated as of 11/07/08)#
(Sorted by School Cluster)

School NCLB

Accountability Status:

Identified for Improvement (II)

Corrective Action (CA)

Restructuring (RST)

Identified for Improvement - Subgroups (IIyr-S)

Corrective Action - Subgroups (CA-S)

Restructuring - Subgroups (RSTyr-S)

Identified for Improvement - Aggregate (IIyr-A)

Corrective Action - Aggregate (CA-A)

Restructuring - Aggregate (RSTyr-A)

| Clu. | School | Group | English Language Arts | English Language Arts | | | | | | | | 2008 NCLB* Status | Mathematics | | | | | | | | 2008 NCLB* Status | School NCLB* Status | 2008 | |
|------|----------------------|----------------------------|-----------------------|-----------------------|------|-----------|------|----------|------|------|--------|-------------------------|-------------|------|-----------|------|----------|------|------|-------|-------------------------|---------------------------|------------------------|-----|
| | | | | Cycle II | | Cycle III | | Cycle IV | | 2007 | 2008 | | Cycle II | | Cycle III | | Cycle IV | | 2007 | 2008 | | | Consequences Choice | SES |
| | | | | 2001 | 2002 | 2003 | 2004 | 2005 | 2006 | | | | 2001 | 2002 | 2003 | 2004 | 2005 | 2006 | | | | | | |
| | BOSTON (District) | Grades 3 - 5 | Aggregate | N/A | N/A | N/A | N/A | N/A | No | No | No | CA-S | N/A | N/A | N/A | N/A | N/A | No | No | No | CA-S | CA-S | | |
| | | | All Subgroups | N/A | N/A | N/A | N/A | N/A | No | No | No | | N/A | N/A | N/A | N/A | N/A | No | No | No | | | | |
| | | Grades 6 - 8 | Aggregate | N/A | N/A | N/A | N/A | N/A | No | Yes | No | | N/A | N/A | N/A | N/A | N/A | No | No | No | | | | |
| | | | All Subgroups | N/A | N/A | N/A | N/A | N/A | No | No | No | | N/A | N/A | N/A | N/A | N/A | No | No | No | | | | |
| | | Grades 9-12 | Aggregate | N/A | N/A | N/A | N/A | N/A | Yes | No | No | | N/A | N/A | N/A | N/A | N/A | Yes | No | No | | | | |
| | | | All Subgroups | N/A | N/A | N/A | N/A | N/A | No | No | No | | N/A | N/A | N/A | N/A | N/A | No | No | No | | | | |
| | | Grade Span Findings | | Aggregate | Yes | Yes | No | Yes | No | Yes | Yes | | No | CA-S | Yes | Yes | No | Yes | No | Yes | | | | |
| | | All Subgroups | N/A | N/A | No | No | No | No | No | No | | N/A | N/A | No | No | No | No | No | No | | | | | |
| A | Adams | Aggregate | Yes | Yes | Yes | No | Yes | No | No | Yes | II1-A | No | No | Yes | Yes | Yes | N/A | No | No | II1-A | II1-A | Yes | | |
| | | All Subgroups | N/A | N/A | Yes | Yes | N/A | N/A | No | Yes | | N/A | N/A | Yes | N/A | N/A | N/A | No | No | | | | | |
| A | Alighieri | Aggregate | No | No | Yes | Yes | Yes | No | Yes | No | | Yes | Yes | N/A | Yes | N/A | N/A | No | No | II1-A | II1-A | Yes | | |
| | | All Subgroups | N/A | N/A | Yes | N/A | N/A | N/A | Yes | No | | N/A | N/A | N/A | N/A | N/A | N/A | No | No | | | | | |
| A | Beethoven | Aggregate | Yes | Yes | Yes | No | No | No | Yes | No | RST1-A | Yes | Yes | No | No | Yes | Yes | Yes | No | | RST1-A | Yes | Yes | |
| | | All Subgroups | N/A | N/A | No | No | No | No | Yes | No | | N/A | N/A | No | No | N/A | N/A | Yes | No | | | | | |
| A | Blackstone | Aggregate | Yes | Yes | No | No | Yes | No | No | No | RST2-A | Yes | Yes | No | No | Yes | Yes | Yes | No | | RST2-A | Yes | Yes | |
| | | All Subgroups | N/A | N/A | No | No | No | No | No | No | | N/A | N/A | No | No | Yes | Yes | Yes | No | | | | | |
| A | Bradley | Aggregate | Yes | Yes | Yes | Yes | Yes | Yes | Yes | Yes | | Yes | Yes | Yes | Yes | Yes | Yes | Yes | Yes | | | | | |
| | | All Subgroups | N/A | N/A | Yes | Yes | Yes | Yes | Yes | No | | N/A | N/A | Yes | N/A | N/A | N/A | Yes | Yes | | | | | |
| A | Clap | Aggregate | Yes | Yes | No | Yes | Yes | No | Yes | No | | Yes | Yes | No | Yes | Yes | No | Yes | No | | | | | |
| | | All Subgroups | N/A | N/A | No | Yes | N/A | N/A | Yes | No | | N/A | N/A | No | N/A | N/A | N/A | Yes | No | | | | | |
| A | Condon | Aggregate | No | No | No | No | Yes | No | Yes | No | RST2-A | No | No | Yes | Yes | Yes | Yes | No | No | II1-A | RST2-A | Yes | Yes | |
| | | All Subgroups | N/A | N/A | No | No | Yes | No | No | No | | N/A | N/A | No | Yes | Yes | Yes | No | No | | | | | |
| A | Dever | Aggregate | No | No | No | No | No | No | No | No | RST2-A | No | No | No | Yes | Yes | Yes | No | No | II1-A | RST2-A | Yes | Yes | |

Boston Public Schools
Adequate Yearly Progress (AYP) History and NCLB Status
2001 through 2008 (Updated as of 11/07/08)#
(Sorted by School Cluster)

School NCLB

Accountability Status:

Identified for Improvement (II)

Corrective Action (CA)

Restructuring (RST)

Identified for Improvement - Subgroups (IIyr-S)

Corrective Action - Subgroups (CA-S)

Restructuring - Subgroups (RSTyr-S)

Identified for Improvement - Aggregate (IIyr-A)

Corrective Action - Aggregate (CA-A)

Restructuring - Aggregate (RSTyr-A)

| Clu. | School | Group | English Language Arts | | | | | | | | 2008 NCLB* Status | Mathematics | | | | | | | | 2008 NCLB* Status | School NCLB* Status | 2008 Consequences | |
|------|-----------------|---------------|-----------------------|------|-----------|------|----------|------|------|------|-------------------------|-------------|------|-----------|------|----------|------|------|------|-------------------------|---------------------------|----------------------|-----|
| | | | Cycle II | | Cycle III | | Cycle IV | | 2007 | 2008 | | Cycle II | | Cycle III | | Cycle IV | | 2007 | 2008 | | | Choice | SES |
| | | | 2001 | 2002 | 2003 | 2004 | 2005 | 2006 | | | | 2001 | 2002 | 2003 | 2004 | 2005 | 2006 | | | | | | |
| | | All Subgroups | N/A | N/A | No | No | No | No | No | No | | N/A | N/A | No | Yes | Yes | Yes | No | No | | | | |
| A | Dickerman | Aggregate | Yes | Yes | No | Yes | Yes | No | Yes | No | | Yes | Yes | No | Yes | Yes | No | Yes | No | | | | |
| | | All Subgroups | N/A | N/A | No | Yes | Yes | No | Yes | No | | N/A | N/A | No | N/A | N/A | N/A | Yes | No | | | | |
| A | East Boston EEC | Aggregate | N/A | N/A | N/A | No | No | No | Yes | No | CA-A | N/A | N/A | N/A | N/A | N/A | N/A | Yes | Yes | | CA-A | Yes | Yes |
| | | All Subgroups | N/A | N/A | N/A | N/A | No | N/A | Yes | No | | N/A | N/A | N/A | N/A | N/A | N/A | Yes | No | | | | |
| A | ELC - East Zone | Aggregate | N/A | N/A | N/A | Yes | No | Yes | Yes | No | | N/A | N/A | N/A | N/A | N/A | N/A | Yes | No | | | | |
| | | All Subgroups | N/A | N/A | N/A | N/A | N/A | N/A | N/A | N/A | | N/A | N/A | N/A | N/A | N/A | N/A | N/A | N/A | | | | |
| A | Emerson | Aggregate | Yes | Yes | Yes | Yes | No | No | No | No | CA-A | Yes | Yes | Yes | Yes | No | No | No | Yes | II2-A | CA-A | Yes | Yes |
| | | All Subgroups | N/A | N/A | Yes | Yes | No | No | No | No | | N/A | N/A | Yes | N/A | N/A | N/A | No | Yes | | | | |
| A | Everett | Aggregate | Yes | Yes | Yes | Yes | No | No | No | No | CA-A | Yes | Yes | No | Yes | Yes | Yes | Yes | No | II1-S | CA-A | Yes | Yes |
| | | All Subgroups | N/A | N/A | No | Yes | No | No | No | No | | N/A | N/A | No | Yes | N/A | N/A | No | No | | | | |
| A | Farragut | Aggregate | Yes | Yes | Yes | Yes | No | No | No | No | CA-A | Yes | Yes | Yes | Yes | Yes | No | Yes | Yes | | CA-A | Yes | Yes |
| | | All Subgroups | N/A | N/A | Yes | Yes | No | No | No | No | | N/A | N/A | No | N/A | N/A | N/A | Yes | No | | | | |
| A | Guild | Aggregate | Yes | Yes | No | No | No | Yes | Yes | No | RST1-S | Yes | Yes | Yes | Yes | Yes | Yes | No | No | II1-A | RST1-S | Yes | Yes |
| | | All Subgroups | N/A | N/A | No | No | No | Yes | No | No | | N/A | N/A | N/A | N/A | N/A | N/A | No | No | | | | |
| A | Hamilton | Aggregate | Yes | Yes | Yes | No | No | No | Yes | No | CA-A | Yes | Yes | Yes | Yes | Yes | N/A | No | Yes | | CA-A | Yes | Yes |
| | | All Subgroups | N/A | N/A | Yes | No | No | No | Yes | No | | N/A | N/A | No | N/A | N/A | N/A | No | Yes | | | | |
| A | Harvard/Kent | Aggregate | Yes | Yes | No | No | No | No | Yes | No | RST1-A | Yes | Yes | No | Yes | Yes | Yes | Yes | No | | RST1-A | Yes | Yes |
| | | All Subgroups | N/A | N/A | No | No | No | No | Yes | No | | N/A | N/A | No | Yes | Yes | Yes | Yes | No | | | | |
| A | Haynes EEC | Aggregate | N/A | N/A | N/A | No | Yes | No | Yes | No | | N/A | N/A | N/A | N/A | N/A | N/A | Yes | Yes | | | | |
| | | All Subgroups | N/A | N/A | N/A | N/A | Yes | N/A | Yes | No | | N/A | N/A | N/A | N/A | N/A | N/A | No | Yes | | | | |
| A | Holland | Aggregate | No | No | Yes | Yes | No | No | No | No | RST1-A | No | No | Yes | Yes | No | No | No | Yes | RST2-S | RST2-A | Yes | Yes |

Boston Public Schools
Adequate Yearly Progress (AYP) History and NCLB Status
2001 through 2008 (Updated as of 11/07/08)#
(Sorted by School Cluster)

School NCLB

Accountability Status:

Identified for Improvement (II)

Corrective Action (CA)

Restructuring (RST)

Identified for Improvement - Subgroups (IIyr-S)

Corrective Action - Subgroups (CA-S)

Restructuring - Subgroups (RSTyr-S)

Identified for Improvement - Aggregate (IIyr-A)

Corrective Action - Aggregate (CA-A)

Restructuring - Aggregate (RSTyr-A)

| Clu. | School | Group | English Language Arts | | | | | | | | 2008 NCLB* Status | Mathematics | | | | | | | | 2008 NCLB* Status | School NCLB* CLB* Status | 2008 Consequences | |
|------|-----------------------|---------------|-----------------------|------|-----------|------|----------|------|------|------|-------------------------|-------------|------|-----------|------|----------|------|------|------|-------------------------|-----------------------------------|----------------------|-----|
| | | | Cycle II | | Cycle III | | Cycle IV | | 2007 | 2008 | | Cycle II | | Cycle III | | Cycle IV | | 2007 | 2008 | | | Choice | SES |
| | | | 2001 | 2002 | 2003 | 2004 | 2005 | 2006 | | | | 2001 | 2002 | 2003 | 2004 | 2005 | 2006 | | | | | | |
| | | All Subgroups | N/A | N/A | Yes | No | No | No | No | No | | N/A | N/A | No | No | No | No | No | No | | | | |
| A | Horace Mann | Aggregate | N/A | N/A | No | Yes | Yes | Yes | No | Yes | | N/A | N/A | No | Yes | Yes | Yes | No | No | II1-A | II1-A | Yes | |
| | | All Subgroups | N/A | N/A | No | N/A | N/A | N/A | No | Yes | | N/A | N/A | No | N/A | Yes | N/A | No | No | | | | |
| A | Kennedy, PJ | Aggregate | Yes | Yes | No | No | Yes | No | Yes | No | CA-A | Yes | Yes | No | Yes | Yes | Yes | Yes | Yes | | CA-A | Yes | Yes |
| | | All Subgroups | N/A | N/A | No | No | Yes | No | Yes | No | | N/A | N/A | Yes | N/A | N/A | N/A | Yes | No | | | | |
| A | Marshall ¹ | Aggregate | Yes | Yes | No | No | No | No | Yes | No | RST2-A | No | No | No | No | No | No | Yes | No | RST2-A | RST2-A | Yes | Yes |
| | | All Subgroups | N/A | N/A | No | No | No | No | No | No | | N/A | N/A | No | No | No | No | No | No | | | | |
| A | Mather | Aggregate | No | No | Yes | Yes | No | No | No | No | RST1-A | No | No | Yes | Yes | Yes | No | No | No | CA-S | RST1-A | Yes | Yes |
| | | All Subgroups | N/A | N/A | Yes | No | No | No | No | No | | N/A | N/A | Yes | Yes | No | No | No | No | | | | |
| A | O'Donnell | Aggregate | Yes | Yes | No | Yes | No | Yes | No | No | CA-A | Yes | Yes | Yes | Yes | Yes | Yes | Yes | No | | CA-A | Yes | Yes |
| | | All Subgroups | N/A | N/A | No | Yes | No | No | Yes | No | | N/A | N/A | Yes | N/A | N/A | N/A | Yes | No | | | | |
| A | Otis | Aggregate | No | No | No | Yes | Yes | No | Yes | No | II2-S | Yes | Yes | No | Yes | No | Yes | No | Yes | | II2-S | Yes | Yes |
| | | All Subgroups | N/A | N/A | No | Yes | Yes | No | No | No | | N/A | N/A | No | Yes | No | N/A | No | Yes | | | | |
| A | Perkins ¹ | Aggregate | No | No | No | Yes | Yes | No | No | Yes | CA-S | No | No | No | Yes | Yes | Yes | No | Yes | | CA-S | Yes | Yes |
| | | All Subgroups | N/A | N/A | No | Yes | No | No | No | No | | N/A | N/A | No | N/A | N/A | N/A | No | Yes | | | | |
| A | Quincy | Aggregate | Yes | Yes | Yes | Yes | No | No | No | Yes | CA-S | Yes | Yes | Yes | Yes | Yes | Yes | Yes | Yes | | CA-S | Yes | Yes |
| | | All Subgroups | N/A | N/A | Yes | Yes | No | No | No | No | | N/A | N/A | Yes | Yes | Yes | Yes | No | Yes | | | | |
| A | Russell ¹ | Aggregate | Yes | Yes | Yes | Yes | No | Yes | Yes | No | | No | No | Yes | No | No | Yes | Yes | No | | | | |
| | | All Subgroups | N/A | N/A | Yes | No | No | Yes | Yes | No | | N/A | N/A | No | No | No | Yes | Yes | No | | | | |
| A | Trotter ¹ | Aggregate | No | No | No | No | No | No | No | No | RST2-A | No | No | No | No | No | No | No | No | RST2-A | RST2-A | Yes | Yes |
| | | All Subgroups | N/A | N/A | No | No | No | No | No | No | | N/A | N/A | No | No | No | No | No | No | | | | |
| A | Tynan | Aggregate | Yes | Yes | Yes | Yes | No | No | Yes | No | II2-A | Yes | Yes | Yes | Yes | No | No | Yes | No | II2-A | II2-A | Yes | Yes |

Boston Public Schools
Adequate Yearly Progress (AYP) History and NCLB Status
2001 through 2008 (Updated as of 11/07/08)#
(Sorted by School Cluster)

School NCLB

Accountability Status:

Identified for Improvement (II)

Corrective Action (CA)

Restructuring (RST)

Identified for Improvement - Subgroups (IIyr-S)

Corrective Action - Subgroups (CA-S)

Restructuring - Subgroups (RSTyr-S)

Identified for Improvement - Aggregate (IIyr-A)

Corrective Action - Aggregate (CA-A)

Restructuring - Aggregate (RSTyr-A)

| Clu. | School | Group | English Language Arts | | | | | | | | | 2008 NCLB* Status | Mathematics | | | | | | | | 2008 NCLB* Status | School NCLB* CLB* Status | 2008 Consequences | |
|------|-----------------------|---------------|-----------------------|------|-----------|------|----------|------|------|------|----------|-------------------------|-------------|------|----------|------|------|------|--------|--------|-------------------------|--------------------------------|----------------------|--|
| | | | Cycle II | | Cycle III | | Cycle IV | | 2007 | 2008 | Cycle II | | Cycle III | | Cycle IV | | 2007 | 2008 | Choice | SES | | | | |
| | | | 2001 | 2002 | 2003 | 2004 | 2005 | 2006 | | | 2001 | | 2002 | 2003 | 2004 | 2005 | | | | | | | 2006 | |
| | | All Subgroups | N/A | N/A | Yes | Yes | No | No | Yes | No | | N/A | N/A | Yes | Yes | No | N/A | Yes | No | | | | | |
| A | Winship | Aggregate | Yes | Yes | Yes | Yes | Yes | Yes | Yes | No | | Yes | Yes | No | Yes | N/A | N/A | Yes | No | | | | | |
| | | All Subgroups | N/A | N/A | Yes | Yes | N/A | N/A | Yes | No | | N/A | N/A | No | N/A | N/A | N/A | Yes | No | | | | | |
| A | Winthrop ¹ | Aggregate | No | No | No | Yes | No | No | Yes | No | RST2-A | No | No | No | Yes | No | Yes | No | No | RST2-A | RST2-A | Yes | Yes | |
| | | All Subgroups | N/A | N/A | No | Yes | No | No | Yes | No | | N/A | N/A | No | Yes | No | Yes | No | No | | | | | |
| B | Agassiz ¹ | Aggregate | No | No | Yes | No | No | No | Yes | No | RST2-A | No | No | Yes | Yes | Yes | Yes | No | No | II2-S | RST2-A | Yes | Yes | |
| | | All Subgroups | N/A | N/A | No | No | No | No | No | No | | N/A | N/A | No | Yes | Yes | No | No | No | | | | | |
| B | Bates | Aggregate | Yes | Yes | No | No | No | No | Yes | No | RST1-A | Yes | Yes | Yes | Yes | No | Yes | Yes | No | | RST1-A | Yes | Yes | |
| | | All Subgroups | N/A | N/A | No | No | No | No | Yes | No | | N/A | N/A | Yes | Yes | N/A | N/A | Yes | No | | | | | |
| B | Channing | Aggregate | No | No | Yes | Yes | No | No | Yes | No | II2-A | No | No | Yes | Yes | Yes | Yes | Yes | No | II2-S | II2-A | Yes | Yes | |
| | | All Subgroups | N/A | N/A | Yes | Yes | No | No | Yes | No | | N/A | N/A | Yes | Yes | No | No | Yes | No | | | | | |
| B | Chittick | Aggregate | Yes | Yes | Yes | No | No | No | Yes | No | CA-A | No | No | No | No | No | Yes | Yes | No | | CA-A | Yes | Yes | |
| | | All Subgroups | N/A | N/A | Yes | No | No | No | Yes | No | | N/A | N/A | No | No | N/A | N/A | Yes | No | | | | | |
| B | Conley | Aggregate | Yes | Yes | Yes | Yes | Yes | No | Yes | No | | No | No | Yes | Yes | No | Yes | No | Yes | II1-S | II1-S | Yes | | |
| | | All Subgroups | N/A | N/A | Yes | Yes | Yes | No | Yes | No | | N/A | N/A | Yes | N/A | N/A | N/A | No | No | | | | | |
| B | ELC - West Zone | Aggregate | N/A | N/A | N/A | No | Yes | N/A | No | Yes | | N/A | N/A | N/A | N/A | N/A | N/A | No | Yes | | | | | |
| | | All Subgroups | N/A | N/A | N/A | N/A | N/A | N/A | N/A | N/A | | N/A | N/A | N/A | N/A | N/A | N/A | N/A | N/A | | | | | |
| B | Ellis | Aggregate | Yes | Yes | No | No | No | No | Yes | Yes | RST1-S | Yes | Yes | No | Yes | No | Yes | Yes | Yes | II1-S | RST1-S | Yes | Yes | |
| | | All Subgroups | N/A | N/A | No | No | No | No | Yes | No | | N/A | N/A | No | Yes | No | Yes | No | No | | | | | |
| B | Ellison/Parks | Aggregate | N/A | N/A | N/A | No | No | No | Yes | No | CA-A | N/A | N/A | N/A | N/A | N/A | N/A | No | Yes | | CA-A | Yes | Yes | |
| | | All Subgroups | N/A | N/A | N/A | N/A | N/A | N/A | N/A | N/A | | N/A | N/A | N/A | N/A | N/A | N/A | N/A | N/A | | | | | |
| B | Fifield | Aggregate | Yes | Yes | Yes | Yes | No | Yes | Yes | No | RST1-S | Yes | Yes | Yes | No | No | Yes | Yes | No | | RST1-S | Yes | Yes | |

Boston Public Schools
Adequate Yearly Progress (AYP) History and NCLB Status
2001 through 2008 (Updated as of 11/07/08)#
(Sorted by School Cluster)

School NCLB

Accountability Status:

Identified for Improvement (II)

Corrective Action (CA)

Restructuring (RST)

Identified for Improvement - Subgroups (IIyr-S)

Corrective Action - Subgroups (CA-S)

Restructuring - Subgroups (RSTyr-S)

Identified for Improvement - Aggregate (IIyr-A)

Corrective Action - Aggregate (CA-A)

Restructuring - Aggregate (RSTyr-A)

| Clu. | School | Group | English Language Arts | | | | | | | | 2008 NCLB* Status | Mathematics | | | | | | | | 2008 NCLB* Status | School NCLB* Status | 2008 | | |
|------|----------------------------|---------------|-----------------------|------|-----------|------|----------|------|------|------|-------------------------|-------------|------|-----------|------|----------|------|------|------|-------------------------|---------------------------|--------------|--------|-----|
| | | | Cycle II | | Cycle III | | Cycle IV | | 2007 | 2008 | | Cycle II | | Cycle III | | Cycle IV | | 2007 | 2008 | | | Consequences | Choice | SES |
| | | | 2001 | 2002 | 2003 | 2004 | 2005 | 2006 | | | | 2001 | 2002 | 2003 | 2004 | 2005 | 2006 | | | | | | | |
| | | All Subgroups | N/A | N/A | No | No | No | No | Yes | No | | N/A | N/A | Yes | No | No | Yes | Yes | No | | | | | |
| B | Garfield | Aggregate | Yes | Yes | Yes | No | No | No | Yes | No | CA-A | Yes | Yes | No | Yes | No | No | Yes | No | II2-A | CA-A | Yes | Yes | |
| | | All Subgroups | N/A | N/A | No | Yes | No | No | Yes | No | | N/A | N/A | No | N/A | N/A | N/A | Yes | No | | | | | |
| B | Greenwood, E. ¹ | Aggregate | No | No | Yes | Yes | No | No | Yes | No | CA-S | No | No | No | Yes | Yes | Yes | No | No | II1-A | CA-S | Yes | Yes | |
| | | All Subgroups | N/A | N/A | No | Yes | No | No | No | No | | N/A | N/A | No | No | Yes | Yes | No | No | | | | | |
| B | Grew | Aggregate | Yes | Yes | Yes | Yes | No | No | Yes | No | CA-S | No | No | Yes | Yes | Yes | Yes | No | No | II1-A | CA-S | Yes | Yes | |
| | | All Subgroups | N/A | N/A | Yes | Yes | No | No | No | No | | N/A | N/A | Yes | N/A | N/A | N/A | No | No | | | | | |
| B | Hale | Aggregate | Yes | Yes | Yes | Yes | No | Yes | No | Yes | II2-S | Yes | Yes | Yes | Yes | No | Yes | Yes | Yes | | II2-S | Yes | Yes | |
| | | All Subgroups | N/A | N/A | Yes | Yes | No | No | No | Yes | | N/A | N/A | N/A | N/A | N/A | N/A | Yes | Yes | | | | | |
| B | Haley | Aggregate | Yes | Yes | Yes | Yes | Yes | No | Yes | No | II2-S | No | No | Yes | Yes | Yes | Yes | No | No | II1-A | II2-A | Yes | Yes | |
| | | All Subgroups | N/A | N/A | Yes | Yes | No | No | Yes | No | | N/A | N/A | Yes | N/A | N/A | N/A | No | No | | | | | |
| B | Hennigan | Aggregate | Yes | Yes | Yes | No | Yes | No | No | No | RST1-S | No | No | Yes | Yes | No | Yes | No | No | II1-A | RST1-S | Yes | Yes | |
| | | All Subgroups | N/A | N/A | No | No | Yes | No | No | No | | N/A | N/A | Yes | Yes | No | Yes | No | No | | | | | |
| B | Higginson | Aggregate | Yes | Yes | Yes | Yes | No | No | No | No | CA-A | Yes | Yes | N/A | No | Yes | N/A | No | No | II1-A | CA-A | Yes | Yes | |
| | | All Subgroups | N/A | N/A | No | N/A | N/A | N/A | No | No | | N/A | N/A | N/A | N/A | N/A | N/A | No | No | | | | | |
| B | Holmes | Aggregate | Yes | Yes | Yes | No | No | Yes | Yes | Yes | | No | No | No | Yes | Yes | Yes | No | Yes | | | | | |
| | | All Subgroups | N/A | N/A | Yes | No | No | Yes | Yes | Yes | | N/A | N/A | No | N/A | N/A | N/A | No | Yes | | | | | |
| B | Kennedy, JF | Aggregate | No | No | Yes | Yes | No | No | No | No | CA-A | No | No | Yes | Yes | Yes | No | No | Yes | II2-S | CA-A | Yes | Yes | |
| | | All Subgroups | N/A | N/A | Yes | Yes | No | No | No | No | | N/A | N/A | Yes | Yes | Yes | Yes | No | No | | | | | |
| B | Kenny | Aggregate | Yes | Yes | Yes | Yes | No | No | Yes | No | II2-A | No | No | Yes | Yes | No | Yes | Yes | No | | II2-A | Yes | Yes | |
| | | All Subgroups | N/A | N/A | No | Yes | No | No | Yes | No | | N/A | N/A | Yes | Yes | No | N/A | Yes | No | | | | | |
| B | Lee | Aggregate | Yes | Yes | No | No | No | No | Yes | No | RST1-A | No | No | Yes | Yes | No | No | Yes | Yes | | RST1-A | Yes | Yes | |

Boston Public Schools
Adequate Yearly Progress (AYP) History and NCLB Status
2001 through 2008 (Updated as of 11/07/08)#
(Sorted by School Cluster)

School NCLB

Accountability Status:

Identified for Improvement (II)

Corrective Action (CA)

Restructuring (RST)

Identified for Improvement - Subgroups (IIyr-S)

Corrective Action - Subgroups (CA-S)

Restructuring - Subgroups (RSTyr-S)

Identified for Improvement - Aggregate (IIyr-A)

Corrective Action - Aggregate (CA-A)

Restructuring - Aggregate (RSTyr-A)

| Clu. | School | Group | English Language Arts | | | | | | | | 2008 NCLB* Status | Mathematics | | | | | | | | 2008 NCLB* Status | School NCLB* CLB* Status | 2008 Consequences | |
|------|-------------|---------------|-----------------------|------|-----------|------|----------|------|------|------|-------------------------|-------------|------|-----------|------|----------|------|------|------|-------------------------|--------------------------------|----------------------|-----|
| | | | Cycle II | | Cycle III | | Cycle IV | | 2007 | 2008 | | Cycle II | | Cycle III | | Cycle IV | | 2007 | 2008 | | | Choice | SES |
| | | | 2001 | 2002 | 2003 | 2004 | 2005 | 2006 | | | | 2001 | 2002 | 2003 | 2004 | 2005 | 2006 | | | | | | |
| | | All Subgroups | N/A | N/A | No | No | No | No | Yes | No | | N/A | N/A | Yes | No | No | No | Yes | Yes | | | | |
| B | Manning | Aggregate | Yes | Yes | No | Yes | Yes | Yes | No | Yes | | Yes | Yes | Yes | Yes | Yes | Yes | Yes | No | | | | |
| | | All Subgroups | N/A | N/A | No | N/A | N/A | N/A | N/A | N/A | | N/A | N/A | N/A | N/A | N/A | N/A | N/A | N/A | | | | |
| B | Mattahunt | Aggregate | No | No | Yes | Yes | No | No | No | No | CA-A | No | No | No | Yes | Yes | Yes | No | Yes | | CA-A | Yes | Yes |
| | | All Subgroups | N/A | N/A | Yes | Yes | No | No | No | No | | N/A | N/A | No | Yes | Yes | Yes | No | Yes | | | | |
| B | Mendell | Aggregate | No | No | No | Yes | Yes | No | Yes | No | | No | No | Yes | Yes | No | Yes | No | No | II1-A | II1-A | Yes | |
| | | All Subgroups | N/A | N/A | No | Yes | Yes | N/A | Yes | No | | N/A | N/A | No | N/A | N/A | N/A | No | No | | | | |
| B | Mozart | Aggregate | Yes | Yes | Yes | Yes | No | Yes | No | Yes | | Yes | Yes | No | No | N/A | Yes | Yes | Yes | | | | |
| | | All Subgroups | N/A | N/A | No | N/A | N/A | N/A | N/A | N/A | | N/A | N/A | Yes | N/A | N/A | N/A | N/A | N/A | | | | |
| B | O'Hearn | Aggregate | Yes | Yes | Yes | Yes | Yes | No | Yes | No | | Yes | Yes | Yes | Yes | Yes | Yes | Yes | Yes | | | | |
| | | All Subgroups | N/A | N/A | Yes | N/A | N/A | N/A | Yes | No | | N/A | N/A | N/A | N/A | N/A | N/A | Yes | Yes | | | | |
| B | Ohrenberger | Aggregate | No | No | Yes | Yes | No | Yes | Yes | Yes | RST1-S | Yes | Yes | Yes | Yes | No | No | Yes | Yes | II2-S | RST1-S | Yes | Yes |
| | | All Subgroups | N/A | N/A | No | No | No | No | No | Yes | | N/A | N/A | Yes | Yes | No | No | No | Yes | | | | |
| B | Philbrick | Aggregate | Yes | Yes | Yes | Yes | Yes | Yes | Yes | No | | Yes | Yes | No | No | N/A | Yes | Yes | No | | | | |
| | | All Subgroups | N/A | N/A | Yes | N/A | N/A | N/A | Yes | No | | N/A | N/A | N/A | N/A | N/A | N/A | Yes | No | | | | |
| B | Shaw, PA | Aggregate | Yes | Yes | Yes | Yes | No | No | No | No | CA-A | No | No | Yes | Yes | No | No | No | Yes | II2-A | CA-A | Yes | Yes |
| | | All Subgroups | N/A | N/A | Yes | Yes | No | No | No | No | | N/A | N/A | Yes | N/A | N/A | N/A | No | Yes | | | | |
| B | Stone | Aggregate | No | No | No | Yes | Yes | Yes | No | No | II1-A | No | No | Yes | Yes | No | N/A | No | Yes | II1-A | II1-A | Yes | |
| | | All Subgroups | N/A | N/A | No | Yes | Yes | N/A | No | Yes | | N/A | N/A | Yes | N/A | N/A | N/A | No | Yes | | | | |
| B | Sumner | Aggregate | Yes | Yes | No | No | No | No | No | No | RST2-A | Yes | Yes | No | Yes | Yes | Yes | Yes | No | II2-S | RST2-A | Yes | Yes |
| | | All Subgroups | N/A | N/A | No | No | No | No | No | No | | N/A | N/A | No | Yes | Yes | No | No | No | | | | |
| B | Taylor | Aggregate | No | No | Yes | Yes | No | No | Yes | Yes | | No | No | Yes | Yes | Yes | Yes | Yes | Yes | | | | |

Boston Public Schools
Adequate Yearly Progress (AYP) History and NCLB Status
2001 through 2008 (Updated as of 11/07/08)#
(Sorted by School Cluster)

School NCLB

Accountability Status:

Identified for Improvement (II)

Corrective Action (CA)

Restructuring (RST)

Identified for Improvement - Subgroups (IIyr-S)

Corrective Action - Subgroups (CA-S)

Restructuring - Subgroups (RSTyr-S)

Identified for Improvement - Aggregate (IIyr-A)

Corrective Action - Aggregate (CA-A)

Restructuring - Aggregate (RSTyr-A)

| Clu. | School | Group | English Language Arts | | | | | | | | | 2008 NCLB* Status | Mathematics | | | | | | | | 2008 NCLB* Status | School NCLB* CLB* Status | 2008 Consequences | |
|------|-------------------------|---------------|-----------------------|------|-----------|------|----------|------|------|------|----------|-------------------------|-------------|------|----------|------|------|------|--------|--------|-------------------------|-----------------------------------|----------------------|------|
| | | | Cycle II | | Cycle III | | Cycle IV | | 2007 | 2008 | Cycle II | | Cycle III | | Cycle IV | | 2007 | 2008 | Choice | SES | | | | |
| | | | 2001 | 2002 | 2003 | 2004 | 2005 | 2006 | | | 2001 | | 2002 | 2003 | 2004 | 2005 | | | | | | | 2006 | 2007 |
| M | Carter | All Subgroups | N/A | N/A | No | Yes | No | No | Yes | Yes | | N/A | N/A | Yes | Yes | Yes | Yes | Yes | Yes | | | | | |
| | | Aggregate | N/A | N/A | N/A | N/A | N/A | N/A | N/A | N/A | N/A | | N/A | N/A | N/A | N/A | N/A | N/A | N/A | N/A | | | | |
| | | All Subgroups | N/A | N/A | N/A | N/A | N/A | N/A | N/A | N/A | N/A | | N/A | N/A | N/A | N/A | N/A | N/A | N/A | N/A | | | | |
| | Cleveland** | Aggregate | Yes | Yes | No | No | No | No | No | No | RST2-A | No | No | No | No | No | No | No | No | RST2-A | N/A | N/A | N/A | |
| | | All Subgroups | N/A | N/A | No | No | No | No | No | No | No | | N/A | N/A | No | No | No | No | No | No | | | | |
| M | Curley K-8 ¹ | Aggregate | Yes | Yes | Yes | Yes | Yes | No | No | Yes | RST2-S | No | No | Yes | No | No | No | No | Yes | RST2-A | RST2-A | Yes | Yes | |
| | | All Subgroups | N/A | N/A | No | No | No | No | No | No | No | | N/A | N/A | No | No | No | No | No | No | | | | |
| M | Dearborn | Aggregate | Yes | Yes | Yes | Yes | Yes | No | No | No | RST2-S | Yes | Yes | Yes | Yes | No | No | Yes | No | RST2-S | RST2-S | Yes | Yes | |
| | | All Subgroups | N/A | N/A | No | No | No | No | No | No | No | | N/A | N/A | No | No | No | No | No | No | | | | |
| M | Edison | Aggregate | Yes | Yes | Yes | Yes | Yes | No | No | No | CA-S | Yes | Yes | Yes | Yes | No | No | Yes | No | RST2-S | RST2-S | Yes | Yes | |
| | | All Subgroups | N/A | N/A | No | Yes | No | No | No | No | No | | N/A | N/A | No | No | No | No | No | No | | | | |
| M | Edwards | Aggregate | Yes | Yes | No | No | No | No | Yes | No | RST2-A | No | No | No | No | No | No | Yes | Yes | RST2-S | RST2-A | Yes | Yes | |
| | | All Subgroups | N/A | N/A | No | No | No | No | No | Yes | | | N/A | N/A | No | No | No | No | No | No | | | | |
| M | Eliot K-8 | Aggregate | Yes | Yes | No | No | Yes | Yes | No | Yes | | No | No | No | No | Yes | N/A | No | Yes | RST1-A | RST1-A | Yes | Yes | |
| | | All Subgroups | N/A | N/A | No | No | Yes | N/A | No | Yes | | | N/A | N/A | No | N/A | N/A | N/A | No | Yes | | | | |
| M | Gavin | Aggregate | Yes | Yes | No | No | No | No | No | Yes | RST2-A | Yes | Yes | No | No | No | No | No | No | RST2-A | RST2-A | Yes | Yes | |
| | | All Subgroups | N/A | N/A | No | No | No | No | No | No | | | N/A | N/A | No | No | No | No | No | No | | | | |
| M | Greenwood, S K-8 | Aggregate | Yes | Yes | Yes | Yes | Yes | No | Yes | No | II2-S | Yes | Yes | Yes | Yes | Yes | Yes | No | No | II1-A | II2-A | Yes | Yes | |
| | | All Subgroups | N/A | N/A | Yes | Yes | No | No | Yes | No | | | N/A | N/A | Yes | Yes | Yes | Yes | No | No | | | | |
| M | Hernandez K-8 | Aggregate | Yes | Yes | Yes | Yes | No | No | Yes | No | II2-A | Yes | Yes | Yes | Yes | Yes | Yes | Yes | No | | II2-A | Yes | Yes | |
| | | All Subgroups | N/A | N/A | Yes | Yes | No | No | Yes | No | | | N/A | N/A | Yes | Yes | Yes | Yes | Yes | No | | | | |
| M | Hurley K-8 | Aggregate | Yes | Yes | No | No | Yes | No | Yes | Yes | | Yes | Yes | No | No | No | No | No | Yes | RST1-A | RST1-A | Yes | Yes | |

Boston Public Schools
Adequate Yearly Progress (AYP) History and NCLB Status
2001 through 2008 (Updated as of 11/07/08)#
(Sorted by School Cluster)

School NCLB

Accountability Status:

Identified for Improvement (II)

Corrective Action (CA)

Restructuring (RST)

Identified for Improvement - Subgroups (IIyr-S)

Corrective Action - Subgroups (CA-S)

Restructuring - Subgroups (RSTyr-S)

Identified for Improvement - Aggregate (IIyr-A)

Corrective Action - Aggregate (CA-A)

Restructuring - Aggregate (RSTyr-A)

| Clu. | School | Group | English Language Arts | | | | | | | | 2008 NCLB* Status | Mathematics | | | | | | | | 2008 NCLB* Status | School/N CLB* | 2008 Consequences | | |
|------|------------------------|---------------|-----------------------|------|-----------|------|----------|------|------|------|-------------------------|-------------|------|-----------|------|----------|------|------|------|-------------------------|------------------|----------------------|-----|------|
| | | | Cycle II | | Cycle III | | Cycle IV | | 2007 | 2008 | | Cycle II | | Cycle III | | Cycle IV | | 2007 | 2008 | | | Choice | SES | |
| | | | 2001 | 2002 | 2003 | 2004 | 2005 | 2006 | | | | 2001 | 2002 | 2003 | 2004 | 2005 | 2006 | | | | | | | 2007 |
| M | Irving | All Subgroups | N/A | N/A | No | No | No | No | Yes | Yes | | N/A | N/A | No | N/A | N/A | N/A | Yes | Yes | | | | | |
| | | Aggregate | Yes | Yes | Yes | No | No | Yes | Yes | Yes | No | RST2-S | No | No | No | No | No | No | No | No | RST2-A | RST2-A | Yes | Yes |
| | | All Subgroups | N/A | N/A | No | No | No | No | No | No | No | | N/A | N/A | No | No | No | No | No | No | | | | |
| M | Jackson/Mann K-8 | Aggregate | Yes | Yes | Yes | Yes | No | No | Yes | No | CA-S | Yes | Yes | Yes | Yes | Yes | No | No | Yes | CA-S | CA-S | Yes | Yes | |
| | | All Subgroups | N/A | N/A | Yes | No | No | No | Yes | No | | N/A | N/A | No | Yes | No | No | No | No | | | | | |
| M | Kilmer K-8 | Aggregate | Yes | Yes | Yes | Yes | Yes | Yes | Yes | Yes | | Yes | Yes | Yes | Yes | Yes | Yes | Yes | Yes | | | | | |
| | | All Subgroups | N/A | N/A | Yes | Yes | Yes | Yes | Yes | Yes | | N/A | N/A | Yes | N/A | N/A | N/A | Yes | Yes | | | | | |
| M | King | Aggregate | Yes | Yes | No | No | No | No | No | Yes | RST2-A | Yes | Yes | No | No | No | No | No | No | RST2-A | RST2-A | Yes | Yes | |
| | | All Subgroups | N/A | N/A | No | No | No | No | No | No | | N/A | N/A | No | No | No | No | No | No | | | | | |
| M | Lewenberg ¹ | Aggregate | Yes | Yes | No | Yes | No | No | Yes | No | RST2-S | No | No | Yes | No | No | No | No | No | RST2-A | RST2-A | Yes | Yes | |
| | | All Subgroups | N/A | N/A | No | No | No | No | No | No | | N/A | N/A | No | No | No | No | No | No | | | | | |
| M | Lewis | Aggregate | Yes | Yes | No | No | No | Yes | No | No | RST2-A | Yes | Yes | No | No | No | No | No | No | RST2-A | RST2-A | Yes | Yes | |
| | | All Subgroups | N/A | N/A | No | No | No | No | No | No | | N/A | N/A | No | No | No | No | No | No | | | | | |
| M | Lyon K-8 | Aggregate | N/A | N/A | Yes | Yes | Yes | Yes | Yes | Yes | | N/A | N/A | Yes | Yes | Yes | Yes | Yes | Yes | | | | | |
| | | All Subgroups | N/A | N/A | Yes | N/A | N/A | N/A | N/A | Yes | | N/A | N/A | Yes | N/A | N/A | N/A | N/A | Yes | | | | | |
| M | McCormack | Aggregate | Yes | Yes | Yes | Yes | No | No | No | No | RST1-A | Yes | Yes | No | No | No | No | Yes | No | RST2-A | RST2-A | Yes | Yes | |
| | | All Subgroups | N/A | N/A | Yes | No | No | No | No | No | | N/A | N/A | No | No | No | No | No | No | | | | | |
| M | McKay K-8 | Aggregate | Yes | Yes | Yes | Yes | No | No | Yes | No | II2-A | Yes | Yes | Yes | Yes | Yes | No | No | No | II2-A | II2-A | Yes | Yes | |
| | | All Subgroups | N/A | N/A | Yes | Yes | No | No | Yes | No | | N/A | N/A | Yes | Yes | Yes | No | No | No | | | | | |
| M | McKinley | Aggregate | Yes | Yes | No | No | No | No | No | No | RST2-A | Yes | Yes | No | No | No | No | No | No | RST2-A | RST2-A | Yes | Yes | |
| | | All Subgroups | N/A | N/A | No | No | No | No | No | No | | N/A | N/A | No | No | No | No | No | No | | | | | |
| M | Middle Sch Acad | Aggregate | N/A | N/A | N/A | No | N/A | N/A | N/A | N/A | | N/A | N/A | N/A | N/A | N/A | N/A | N/A | N/A | | | | | |

Boston Public Schools
Adequate Yearly Progress (AYP) History and NCLB Status
2001 through 2008 (Updated as of 11/07/08)#
(Sorted by School Cluster)

School NCLB

Accountability Status:

Identified for Improvement (II)

Corrective Action (CA)

Restructuring (RST)

Identified for Improvement - Subgroups (IIyr-S)

Corrective Action - Subgroups (CA-S)

Restructuring - Subgroups (RSTyr-S)

Identified for Improvement - Aggregate (IIyr-A)

Corrective Action - Aggregate (CA-A)

Restructuring - Aggregate (RSTyr-A)

| Clu. | School | Group | English Language Arts | | | | | | | | | 2008 NCLB* Status | Mathematics | | | | | | | | 2008 NCLB* Status | School NCLB* Status | 2008 Consequences | |
|------|---------------------|---------------|-----------------------|------|-----------|------|----------|------|------|------|----------|-------------------------|-------------|------|----------|------|------|------|--------|--------|-------------------------|---------------------------|----------------------|------|
| | | | Cycle II | | Cycle III | | Cycle IV | | 2007 | 2008 | Cycle II | | Cycle III | | Cycle IV | | 2007 | 2008 | Choice | SES | | | | |
| | | | 2001 | 2002 | 2003 | 2004 | 2005 | 2006 | | | 2001 | | 2002 | 2003 | 2004 | 2005 | | | | | | | 2006 | 2007 |
| | | All Subgroups | N/A | N/A | N/A | N/A | N/A | N/A | N/A | N/A | N/A | | N/A | N/A | N/A | N/A | N/A | N/A | N/A | N/A | | | | |
| M | Mildred Avenue | Aggregate | N/A | N/A | N/A | Yes | No | No | Yes | No | CA-S | N/A | N/A | N/A | No | No | No | No | No | RST1-A | RST1-A | Yes | Yes | |
| | | All Subgroups | N/A | N/A | N/A | N/A | No | No | No | No | | N/A | N/A | N/A | N/A | No | No | No | No | | | | | |
| M | Murphy K-8 | Aggregate | Yes | Yes | Yes | Yes | Yes | Yes | Yes | Yes | CA-S | Yes | Yes | Yes | Yes | Yes | Yes | Yes | Yes | CA-S | CA-S | Yes | Yes | |
| | | All Subgroups | N/A | N/A | Yes | Yes | No | No | No | No | | N/A | N/A | No | Yes | No | No | No | No | | | | | |
| M | Perry K-8 | Aggregate | No | No | Yes | Yes | Yes | Yes | No | No | II1-A | No | No | Yes | Yes | N/A | N/A | No | No | II1-A | II1-A | Yes | | |
| | | All Subgroups | N/A | N/A | Yes | Yes | N/A | N/A | No | No | | N/A | N/A | N/A | N/A | N/A | N/A | No | No | | | | | |
| M | Rogers | Aggregate | No | No | Yes | Yes | Yes | No | No | Yes | II2-S | Yes | Yes | Yes | Yes | No | No | Yes | Yes | RST2-S | RST2-S | Yes | Yes | |
| | | All Subgroups | N/A | N/A | Yes | Yes | Yes | No | No | No | | N/A | N/A | No | No | No | No | No | No | | | | | |
| M | Roosevelt K-8*** | Aggregate | Yes | Yes | Yes | Yes | No | Yes | No | No | RST1-S | Yes | Yes | Yes | Yes | No | Yes | No | No | II1-A | RST1-S | Yes | Yes | |
| | | All Subgroups | N/A | N/A | Yes | No | No | No | No | No | | N/A | N/A | Yes | N/A | N/A | N/A | Yes | No | | | | | |
| M | Timilty | Aggregate | Yes | Yes | Yes | Yes | No | No | No | No | CA-A | Yes | Yes | Yes | No | Yes | No | No | Yes | RST2-S | RST2-S | Yes | Yes | |
| | | All Subgroups | N/A | N/A | No | Yes | No | No | No | No | | N/A | N/A | No | No | No | No | No | No | | | | | |
| M | Tobin K-8 | Aggregate | No | No | Yes | Yes | No | No | No | No | CA-A | No | No | No | No | Yes | No | Yes | No | RST2-A | RST2-A | Yes | Yes | |
| | | All Subgroups | N/A | N/A | Yes | Yes | No | No | No | No | | N/A | N/A | No | No | No | No | No | No | | | | | |
| M | Umana | Aggregate | Yes | Yes | Yes | No | No | No | No | No | RST2-A | Yes | Yes | Yes | No | No | No | No | No | RST2-A | RST2-A | Yes | Yes | |
| | | All Subgroups | N/A | N/A | No | No | No | No | No | No | | N/A | N/A | No | No | No | No | No | No | | | | | |
| M | Warren/Prescott K-8 | Aggregate | Yes | Yes | No | No | Yes | Yes | Yes | Yes | | Yes | Yes | Yes | Yes | No | Yes | No | Yes | II2-S | II2-S | Yes | Yes | |
| | | All Subgroups | N/A | N/A | No | No | Yes | Yes | Yes | No | | N/A | N/A | Yes | Yes | Yes | No | No | Yes | | | | | |
| M | Wilson | Aggregate | Yes | Yes | Yes | No | No | No | No | No | RST2-A | Yes | Yes | No | No | No | No | No | No | RST2-A | RST2-A | Yes | Yes | |
| | | All Subgroups | N/A | N/A | No | No | No | No | No | No | | N/A | N/A | No | No | No | No | No | No | | | | | |
| H | Acad Publ Serv | Aggregate | N/A | N/A | N/A | Yes | No | Yes | No | No | II1-A | N/A | N/A | N/A | Yes | No | Yes | No | No | II1-A | II1-A | Yes | | |

Boston Public Schools
Adequate Yearly Progress (AYP) History and NCLB Status
2001 through 2008 (Updated as of 11/07/08)#
(Sorted by School Cluster)

School NCLB

Accountability Status:

Identified for Improvement (II)

Corrective Action (CA)

Restructuring (RST)

Identified for Improvement - Subgroups (IIyr-S)

Corrective Action - Subgroups (CA-S)

Restructuring - Subgroups (RSTyr-S)

Identified for Improvement - Aggregate (IIyr-A)

Corrective Action - Aggregate (CA-A)

Restructuring - Aggregate (RSTyr-A)

| Clu. | School | Group | English Language Arts | | | | | | | | 2008 NCLB* Status | Mathematics | | | | | | | | 2008 NCLB* Status | School NCLB* Status | 2008 Consequences | |
|------|-----------------------|---------------|-----------------------|------|-----------|------|----------|------|------|------|-------------------------|-------------|------|-----------|------|----------|------|------|------|-------------------------|---------------------------|----------------------|-----|
| | | | Cycle II | | Cycle III | | Cycle IV | | 2007 | 2008 | | Cycle II | | Cycle III | | Cycle IV | | 2007 | 2008 | | | Choice | SES |
| | | | 2001 | 2002 | 2003 | 2004 | 2005 | 2006 | | | | 2001 | 2002 | 2003 | 2004 | 2005 | 2006 | | | | | | |
| | | All Subgroups | N/A | N/A | N/A | N/A | N/A | N/A | N/A | N/A | | N/A | N/A | N/A | N/A | N/A | N/A | N/A | N/A | | | | |
| H | <i>BATA</i> | Aggregate | N/A | N/A | N/A | N/A | N/A | N/A | N/A | N/A | | N/A | N/A | N/A | N/A | N/A | N/A | N/A | N/A | | | | |
| | | All Subgroups | N/A | N/A | N/A | N/A | N/A | N/A | N/A | N/A | | N/A | N/A | N/A | N/A | N/A | N/A | N/A | N/A | | | | |
| H | Bos Internat'l | Aggregate | N/A | N/A | N/A | N/A | No | Yes | No | No | II1-A | N/A | N/A | N/A | N/A | No | Yes | No | No | II1-A | II1-A | Yes | |
| | | All Subgroups | N/A | N/A | N/A | N/A | No | N/A | N/A | N/A | | N/A | N/A | N/A | N/A | No | N/A | N/A | N/A | | | | |
| H | <i>Bos Latin Schl</i> | Aggregate | Yes | Yes | Yes | Yes | Yes | Yes | Yes | Yes | | Yes | Yes | Yes | Yes | Yes | Yes | Yes | Yes | | | | |
| | | All Subgroups | N/A | N/A | Yes | Yes | Yes | Yes | Yes | Yes | | N/A | N/A | Yes | Yes | Yes | Yes | Yes | Yes | | | | |
| H | Bos Latin Acad | Aggregate | Yes | Yes | Yes | Yes | Yes | Yes | Yes | Yes | | Yes | Yes | Yes | Yes | Yes | Yes | Yes | Yes | | | | |
| | | All Subgroups | N/A | N/A | Yes | Yes | Yes | Yes | Yes | Yes | | N/A | N/A | Yes | Yes | Yes | Yes | Yes | Yes | | | | |
| H | Brighton | Aggregate | Yes | Yes | Yes | Yes | No | Yes | No | Yes | CA-S | Yes | Yes | Yes | Yes | No | Yes | No | Yes | CA-S | CA-S | Yes | Yes |
| | | All Subgroups | N/A | N/A | No | Yes | No | No | No | No | | N/A | N/A | No | Yes | No | No | No | No | | | | |
| H | Brook Farm Acad | Aggregate | N/A | N/A | N/A | N/A | N/A | No | Yes | Yes | | N/A | N/A | N/A | N/A | N/A | Yes | Yes | Yes | | | | |
| | | All Subgroups | N/A | N/A | N/A | N/A | N/A | No | N/A | No | | N/A | N/A | N/A | N/A | N/A | Yes | N/A | No | | | | |
| H | Burke | Aggregate | Yes | Yes | Yes | Yes | Yes | Yes | No | No | II1-A | Yes | Yes | Yes | Yes | Yes | No | No | No | II2-A | II2-A | Yes | Yes |
| | | All Subgroups | N/A | N/A | No | Yes | Yes | Yes | No | No | | N/A | N/A | No | Yes | Yes | No | No | No | | | | |
| H | CASH | Aggregate | N/A | N/A | N/A | N/A | N/A | No | No | No | II2-A | N/A | N/A | N/A | N/A | N/A | No | Yes | No | | II2-A | Yes | Yes |
| | | All Subgroups | N/A | N/A | N/A | N/A | N/A | No | No | Yes | | N/A | N/A | N/A | N/A | N/A | No | Yes | N/A | | | | |
| H | Charlestown | Aggregate | Yes | Yes | No | Yes | No | Yes | No | No | RST1-S | Yes | Yes | Yes | Yes | No | Yes | No | No | RST1-S | RST1-S | Yes | Yes |
| | | All Subgroups | N/A | N/A | No | No | No | Yes | No | No | | N/A | N/A | No | No | No | Yes | No | No | | | | |
| H | Community Acad | Aggregate | N/A | N/A | N/A | N/A | N/A | N/A | N/A | N/A | | N/A | N/A | N/A | N/A | N/A | N/A | N/A | N/A | | | | |
| | | All Subgroups | N/A | N/A | N/A | N/A | N/A | N/A | N/A | N/A | | N/A | N/A | N/A | N/A | N/A | N/A | N/A | N/A | | | | |
| H | East Boston | Aggregate | Yes | Yes | Yes | Yes | Yes | Yes | No | No | RST1-S | Yes | Yes | Yes | Yes | Yes | Yes | No | No | II2-S | RST1-S | Yes | Yes |

Boston Public Schools
Adequate Yearly Progress (AYP) History and NCLB Status
2001 through 2008 (Updated as of 11/07/08)#
(Sorted by School Cluster)

School NCLB

Accountability Status:

Identified for Improvement (II)

Corrective Action (CA)

Restructuring (RST)

Identified for Improvement - Subgroups (IIyr-S)

Corrective Action - Subgroups (CA-S)

Restructuring - Subgroups (RSTyr-S)

Identified for Improvement - Aggregate (IIyr-A)

Corrective Action - Aggregate (CA-A)

Restructuring - Aggregate (RSTyr-A)

| Clu. | School | Group | English Language Arts | | | | | | | | | 2008 NCLB* Status | Mathematics | | | | | | | | 2008 NCLB* Status | School NCLB* CLB* Status | 2008 | |
|------|----------------------|---------------|-----------------------|------|-----------|------|----------|------|------|------|----------|-------------------------|-------------|------|----------|------|------|------|------------------------|--------|-------------------------|-----------------------------------|------|------|
| | | | Cycle II | | Cycle III | | Cycle IV | | 2007 | 2008 | Cycle II | | Cycle III | | Cycle IV | | 2007 | 2008 | Consequences Choice | SES | | | | |
| | | | 2001 | 2002 | 2003 | 2004 | 2005 | 2006 | | | 2001 | | 2002 | 2003 | 2004 | 2005 | | | | | | | 2006 | 2007 |
| | | All Subgroups | N/A | N/A | No | No | Yes | No | No | No | | N/A | N/A | No | Yes | Yes | No | No | No | | | | | |
| H | Engineering | Aggregate | N/A | N/A | N/A | N/A | N/A | No | No | No | II2-A | N/A | N/A | N/A | N/A | N/A | No | No | No | II2-A | II2-A | Yes | Yes | |
| | | All Subgroups | N/A | N/A | N/A | N/A | N/A | No | No | No | | N/A | N/A | N/A | N/A | N/A | No | No | No | | | | | |
| H | English ¹ | Aggregate | Yes | Yes | No | No | Yes | Yes | Yes | No | RST2-S | Yes | Yes | Yes | Yes | No | No | Yes | No | RST2-S | RST2-S | Yes | Yes | |
| | | All Subgroups | N/A | N/A | No | No | No | No | No | No | | N/A | N/A | No | No | No | No | No | No | | | | | |
| H | Excel | Aggregate | N/A | N/A | N/A | Yes | No | Yes | Yes | No | II1-A | N/A | N/A | N/A | Yes | No | Yes | Yes | No | | II1-A | Yes | | |
| | | All Subgroups | N/A | N/A | N/A | N/A | No | Yes | No | N/A | | N/A | N/A | N/A | No | Yes | Yes | N/A | | | | | | |
| H | Madison Park | Aggregate | Yes | Yes | Yes | Yes | No | Yes | No | Yes | RST2-S | Yes | Yes | Yes | Yes | No | Yes | No | No | RST2-S | RST2-S | Yes | Yes | |
| | | All Subgroups | N/A | N/A | No | No | No | No | No | No | | N/A | N/A | No | No | No | No | No | No | | | | | |
| H | Media Comm Tech | Aggregate | N/A | N/A | N/A | N/A | N/A | No | No | Yes | II2-S | N/A | N/A | N/A | N/A | N/A | Yes | No | No | II1-A | II2-A | Yes | Yes | |
| | | All Subgroups | N/A | N/A | N/A | N/A | N/A | No | Yes | No | | N/A | N/A | N/A | N/A | N/A | Yes | No | No | | | | | |
| H | Monument | Aggregate | N/A | N/A | N/A | Yes | No | Yes | No | No | II1-A | N/A | N/A | N/A | No | No | Yes | Yes | No | | II1-A | Yes | | |
| | | All Subgroups | N/A | N/A | N/A | N/A | No | Yes | No | No | | N/A | N/A | N/A | N/A | No | Yes | Yes | No | | | | | |
| H | Noonan Bus Acad | Aggregate | N/A | N/A | N/A | No | No | Yes | No | Yes | II2-A | N/A | N/A | N/A | No | No | Yes | No | No | CA-A | CA-A | Yes | Yes | |
| | | All Subgroups | N/A | N/A | N/A | N/A | N/A | N/A | N/A | N/A | | N/A | N/A | N/A | N/A | N/A | N/A | N/A | N/A | | | | | |
| H | O'Bryant | Aggregate | Yes | Yes | Yes | Yes | Yes | Yes | Yes | Yes | | Yes | Yes | Yes | Yes | Yes | Yes | Yes | Yes | | | | | |
| | | All Subgroups | N/A | N/A | Yes | Yes | Yes | Yes | Yes | Yes | | N/A | N/A | Yes | Yes | Yes | Yes | Yes | Yes | | | | | |
| H | Odyssey | Aggregate | N/A | N/A | N/A | Yes | No | No | No | No | CA-A | N/A | N/A | N/A | No | No | No | No | No | RST1-A | RST1-A | Yes | Yes | |
| | | All Subgroups | N/A | N/A | N/A | N/A | N/A | N/A | No | No | | N/A | N/A | N/A | N/A | N/A | N/A | No | No | | | | | |
| H | PATH | Aggregate | N/A | N/A | N/A | N/A | N/A | No | No | Yes | II2-S | N/A | N/A | N/A | N/A | N/A | Yes | No | Yes | | II2-S | Yes | Yes | |
| | | All Subgroups | N/A | N/A | N/A | N/A | N/A | No | No | No | | N/A | N/A | N/A | N/A | N/A | Yes | No | Yes | | | | | |
| H | Snowden | Aggregate | Yes | Yes | Yes | Yes | No | Yes | No | No | II1-A | Yes | Yes | Yes | Yes | Yes | Yes | Yes | Yes | | II1-A | Yes | | |

Boston Public Schools
Adequate Yearly Progress (AYP) History and NCLB Status
2001 through 2008 (Updated as of 11/07/08)#
(Sorted by School Cluster)

School NCLB

Accountability Status:

Identified for Improvement (II)

Corrective Action (CA)

Restructuring (RST)

Identified for Improvement - Subgroups (IIyr-S)

Corrective Action - Subgroups (CA-S)

Restructuring - Subgroups (RSTyr-S)

Identified for Improvement - Aggregate (IIyr-A)

Corrective Action - Aggregate (CA-A)

Restructuring - Aggregate (RSTyr-A)

| Clu. | School | Group | English Language Arts | | | | | | | | | 2008 NCLB* Status | Mathematics | | | | | | | | 2008 NCLB* Status | School NCLB* Status | 2008 Consequences | |
|------|-----------------------|---------------|-----------------------|------|-----------|------|----------|------|------|------|----------|-------------------------|-------------|------|----------|------|------|------|--------|--------|-------------------------|---------------------------|----------------------|--|
| | | | Cycle II | | Cycle III | | Cycle IV | | 2007 | 2008 | Cycle II | | Cycle III | | Cycle IV | | 2007 | 2008 | Choice | SES | | | | |
| | | | 2001 | 2002 | 2003 | 2004 | 2005 | 2006 | | | 2001 | | 2002 | 2003 | 2004 | 2005 | | | | | | | 2006 | |
| | | All Subgroups | N/A | N/A | No | Yes | Yes | Yes | No | Yes | | N/A | N/A | Yes | Yes | Yes | Yes | Yes | Yes | | | | | |
| H | SocI Just Acad | Aggregate | N/A | N/A | N/A | N/A | N/A | No | No | Yes | II1-A | N/A | N/A | N/A | N/A | N/A | No | No | Yes | II1-A | II1-A | Yes | | |
| | | All Subgroups | N/A | N/A | N/A | N/A | N/A | No | No | N/A | | N/A | N/A | N/A | N/A | N/A | No | No | N/A | | | | | |
| H | Urban Science | Aggregate | N/A | N/A | N/A | N/A | N/A | No | No | Yes | II1-A | N/A | N/A | N/A | N/A | N/A | No | No | No | II2-A | II2-A | Yes | Yes | |
| | | All Subgroups | N/A | N/A | N/A | N/A | N/A | N/A | No | Yes | | N/A | N/A | N/A | N/A | N/A | N/A | No | No | | | | | |
| P | ACC | Aggregate | N/A | N/A | N/A | N/A | Yes | Yes | Yes | No | | N/A | N/A | N/A | N/A | Yes | Yes | Yes | No | | | | | |
| | | All Subgroups | N/A | N/A | N/A | N/A | N/A | N/A | N/A | N/A | | N/A | N/A | N/A | N/A | N/A | N/A | N/A | N/A | | | | | |
| P | Baldwin ELC | Aggregate | N/A | N/A | N/A | N/A | N/A | N/A | N/A | Yes | | N/A | N/A | N/A | N/A | N/A | N/A | N/A | No | | | | | |
| | | All Subgroups | N/A | N/A | N/A | N/A | N/A | N/A | N/A | N/A | | N/A | N/A | N/A | N/A | N/A | N/A | N/A | N/A | | | | | |
| P | BCLA | Aggregate | Yes | Yes | Yes | Yes | Yes | Yes | Yes | Yes | | Yes | Yes | Yes | Yes | No | Yes | Yes | Yes | | | | | |
| | | All Subgroups | N/A | N/A | No | Yes | Yes | Yes | No | Yes | | N/A | N/A | No | Yes | No | Yes | Yes | Yes | | | | | |
| P | BDEA ^{&} | Aggregate | N/A | N/A | N/A | N/A | N/A | N/A | No | No | II1-A | N/A | N/A | N/A | N/A | N/A | N/A | No | No | II1-A | II1-A | Yes | | |
| | | All Subgroups | N/A | N/A | N/A | N/A | N/A | N/A | N/A | No | | N/A | N/A | N/A | N/A | N/A | N/A | N/A | No | | | | | |
| P | Bos Arts Acad | Aggregate | Yes | Yes | Yes | Yes | Yes | Yes | Yes | Yes | | Yes | Yes | Yes | Yes | No | Yes | Yes | Yes | | | | | |
| | | All Subgroups | N/A | N/A | Yes | Yes | Yes | Yes | No | Yes | | N/A | N/A | Yes | Yes | No | Yes | Yes | No | | | | | |
| P | Fenway | Aggregate | Yes | Yes | Yes | Yes | Yes | Yes | Yes | Yes | | Yes | Yes | Yes | Yes | Yes | Yes | Yes | Yes | | | | | |
| | | All Subgroups | N/A | N/A | Yes | N/A | Yes | Yes | Yes | Yes | | N/A | N/A | No | N/A | Yes | Yes | Yes | Yes | | | | | |
| P | Frederick | Aggregate | N/A | N/A | N/A | No | No | No | No | No | RST1-A | N/A | N/A | N/A | No | No | No | No | No | RST1-A | RST1-A | Yes | Yes | |
| | | All Subgroups | N/A | N/A | N/A | N/A | No | No | No | No | | N/A | N/A | N/A | N/A | No | No | No | No | | | | | |
| P | Gardner | Aggregate | No | No | Yes | Yes | No | No | No | Yes | II2-A | Yes | Yes | No | Yes | Yes | No | Yes | No | II2-S | II2-A | Yes | Yes | |
| | | All Subgroups | N/A | N/A | No | Yes | No | No | No | Yes | | N/A | N/A | No | Yes | N/A | N/A | No | No | | | | | |
| P | Greater Egleston | Aggregate | N/A | N/A | N/A | N/A | N/A | N/A | N/A | No | | N/A | N/A | N/A | N/A | N/A | N/A | N/A | N/A | | | | | |

Boston Public Schools
Adequate Yearly Progress (AYP) History and NCLB Status
2001 through 2008 (Updated as of 11/07/08)#
(Sorted by School Cluster)

School NCLB

Accountability Status:

Identified for Improvement (II)

Corrective Action (CA)

Restructuring (RST)

Identified for Improvement - Subgroups (IIyr-S)

Corrective Action - Subgroups (CA-S)

Restructuring - Subgroups (RSTyr-S)

Identified for Improvement - Aggregate (IIyr-A)

Corrective Action - Aggregate (CA-A)

Restructuring - Aggregate (RSTyr-A)

| Clu. | School | Group | English Language Arts | | | | | | | | 2008 NCLB* Status | Mathematics | | | | | | | | 2008 NCLB* Status | School NCLB* Status | 2008 Consequences | |
|------|---------------------------------|---------------|-----------------------|------|-----------|------|----------|------|------|------|-------------------------|-------------|------|-----------|------|----------|------|------|------|-------------------------|---------------------------|----------------------|-----|
| | | | Cycle II | | Cycle III | | Cycle IV | | 2007 | 2008 | | Cycle II | | Cycle III | | Cycle IV | | 2007 | 2008 | | | Choice | SES |
| | | | 2001 | 2002 | 2003 | 2004 | 2005 | 2006 | | | | 2001 | 2002 | 2003 | 2004 | 2005 | 2006 | | | | | | |
| | | All Subgroups | N/A | N/A | N/A | N/A | N/A | N/A | N/A | N/A | | N/A | N/A | N/A | N/A | N/A | N/A | N/A | N/A | | | | |
| P | Harbor | Aggregate | No | No | Yes | Yes | Yes | No | No | No | II2-A | No | No | Yes | Yes | Yes | No | No | No | CA-S | CA-S | Yes | Yes |
| | | All Subgroups | N/A | N/A | Yes | Yes | Yes | No | No | No | | N/A | N/A | Yes | Yes | No | No | No | No | | | | |
| P | Health Careers ^{&} | Aggregate | Yes | Yes | Yes | Yes | Yes | Yes | Yes | Yes | | Yes | Yes | Yes | Yes | Yes | Yes | Yes | Yes | | | | |
| | | All Subgroups | N/A | N/A | Yes | N/A | N/A | N/A | N/A | N/A | | N/A | N/A | Yes | N/A | N/A | N/A | N/A | N/A | | | | |
| P | Lee Academy | Aggregate | N/A | N/A | N/A | N/A | N/A | N/A | N/A | No | | N/A | N/A | N/A | N/A | N/A | N/A | N/A | No | | | | |
| | | All Subgroups | N/A | N/A | N/A | N/A | N/A | N/A | N/A | N/A | | N/A | N/A | N/A | N/A | N/A | N/A | N/A | N/A | | | | |
| P | Lyndon K-8 | Aggregate | Yes | Yes | Yes | Yes | Yes | Yes | Yes | No | CA-S | Yes | Yes | Yes | Yes | Yes | Yes | No | Yes | II2-S | CA-S | Yes | Yes |
| | | All Subgroups | N/A | N/A | Yes | Yes | No | No | No | No | | N/A | N/A | Yes | Yes | Yes | No | No | No | | | | |
| P | Mason | Aggregate | Yes | Yes | No | Yes | Yes | Yes | Yes | No | | Yes | Yes | No | Yes | Yes | Yes | Yes | Yes | | | | |
| | | All Subgroups | N/A | N/A | No | Yes | No | Yes | Yes | No | | N/A | N/A | Yes | N/A | N/A | N/A | Yes | Yes | | | | |
| P | Mission Hill K-8 | Aggregate | N/A | N/A | Yes | Yes | No | No | Yes | Yes | | N/A | N/A | N/A | No | No | No | No | Yes | RST1-A | RST1-A | Yes | Yes |
| | | All Subgroups | N/A | N/A | N/A | N/A | N/A | N/A | Yes | Yes | | N/A | N/A | N/A | N/A | N/A | N/A | Yes | No | | | | |
| P | New Mission | Aggregate | Yes | Yes | No | Yes | No | Yes | No | Yes | | Yes | Yes | No | Yes | Yes | Yes | Yes | No | | | | |
| | | All Subgroups | N/A | N/A | No | N/A | No | N/A | Yes | N/A | | N/A | N/A | No | N/A | No | N/A | Yes | N/A | | | | |
| P | Orchard Gardens K-8 | Aggregate | N/A | N/A | N/A | No | No | No | Yes | No | CA-A | N/A | N/A | N/A | No | No | No | Yes | No | CA-A | CA-A | Yes | Yes |
| | | All Subgroups | N/A | N/A | N/A | N/A | No | No | Yes | No | | N/A | N/A | N/A | N/A | No | No | Yes | No | | | | |
| P | Quincy Upper | Aggregate | N/A | N/A | Yes | Yes | No | No | Yes | No | CA-S | N/A | N/A | Yes | Yes | Yes | Yes | Yes | No | II2-S | CA-S | Yes | Yes |
| | | All Subgroups | N/A | N/A | No | Yes | No | No | No | No | | N/A | N/A | Yes | No | Yes | No | No | No | | | | |
| P | TechBoston | Aggregate | N/A | N/A | N/A | Yes | Yes | Yes | Yes | Yes | | N/A | N/A | N/A | Yes | No | Yes | Yes | Yes | | | | |
| | | All Subgroups | N/A | N/A | N/A | N/A | Yes | Yes | No | Yes | | N/A | N/A | N/A | N/A | Yes | Yes | Yes | Yes | | | | |
| P | Young Achievers K-8 | Aggregate | Yes | Yes | Yes | No | Yes | No | Yes | No | RST1-S | Yes | Yes | No | Yes | Yes | Yes | Yes | Yes | RST1-S | RST1-S | Yes | Yes |

**Boston Public Schools
Adequate Yearly Progress (AYP) History and NCLB Status
2001 through 2008 (Updated as of 11/07/08)#
(Sorted by School Cluster)**


School NCLB


Accountability Status:


Identified for Improvement (II)


Corrective Action (CA)


Restructuring (RST)


 Identified for Improvement - Subgroups (IIyr-S)

 Corrective Action - Subgroups (CA-S)

 Restructuring - Subgroups (RSTyr-S)

 Identified for Improvement - Aggregate (IIyr-A)

 Corrective Action - Aggregate (CA-A)

 Restructuring - Aggregate (RSTyr-A)

| Clu. School | Group | English Language Arts | | | | | | | | | | Mathematics | | | | | | | | 2008 | | |
|-------------|---------------|-----------------------|------|-----------|------|----------|------|------|------|-------------------------|----------|-------------|-----------|------|----------|------|------|------|-------------------------|------------------------|--------------|-----|
| | | Cycle II | | Cycle III | | Cycle IV | | 2007 | 2008 | 2008 NCLB* Status | Cycle II | | Cycle III | | Cycle IV | | 2007 | 2008 | 2008 NCLB* Status | School NCLB* Status | Consequences | |
| | | 2001 | 2002 | 2003 | 2004 | 2005 | 2006 | | | | 2001 | 2002 | 2003 | 2004 | 2005 | 2006 | | | | | Choice | SES |
| | All Subgroups | N/A | N/A | No | No | No | No | Yes | No | | N/A | N/A | No | No | Yes | No | No | No | | | | |

Based on the updated data that incorporated all approved MCAS/AYP discrepancies, computer errors, and AYP appeals results.

N/A: No 2008 AYP determination because the school did not meet sample size requirements.

& Horace Mann Charter School

* According to the No Child Left Behind Act (NCLB), schools or districts that do not make Adequate Yearly Progress (AYP) in English Language Arts and/or mathematics for a student group for two or more consecutive years are considered to be in need of Improvement (II), Corrective Action (CA) or Restructuring (RST) status.

Schools in **Blue** and *italic* are Non-Title I schools for SY2008-09.

¹ Superintendent Schools.

** School closed by the end of SY2007-2008.

*** Begin K-8 conversion in SY2008-09.

School Cluster: A = Elementary Schools-A; B = Elementary Schools-B; M = Middle/K-8 Schools; H = High Schools; P = Pilot Schools.