



Spring 2015 Grade 10 MCAS Results - Update

Nicole Wagner Lam, Office of Data and Accountability

Presentation to Boston School Committee
OCTOBER 28, 2015

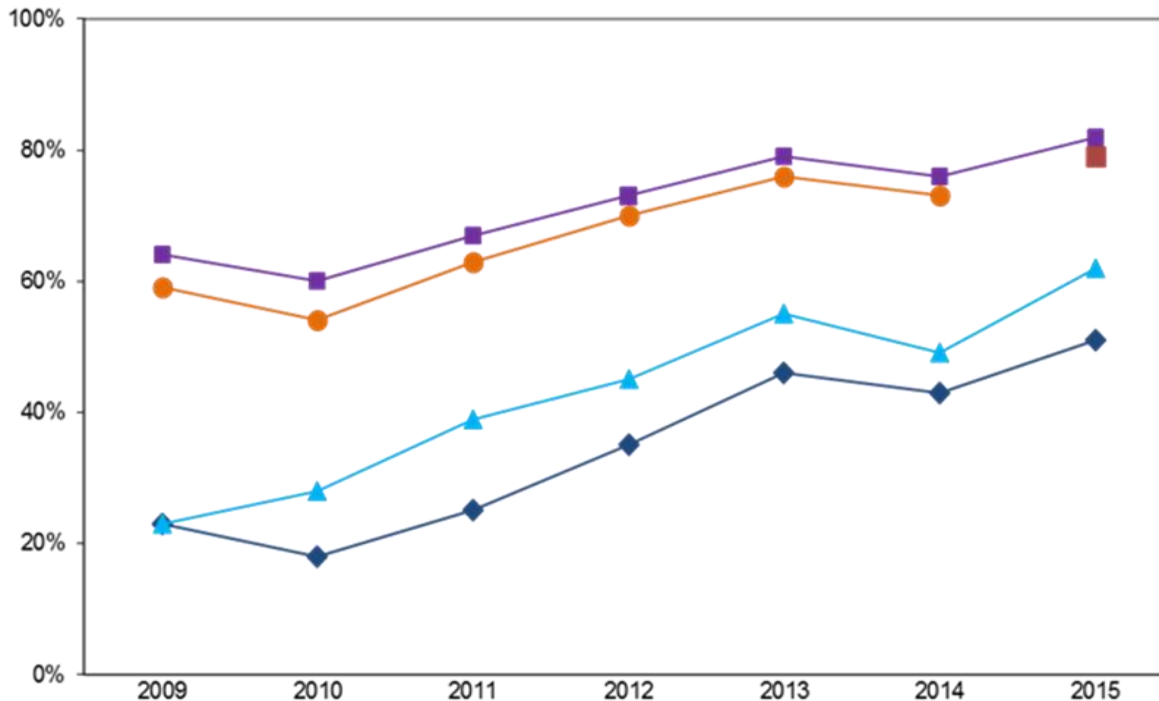
Unpacking Spring 2015 Grade 10 MCAS Results

How did English Language Learners perform on the 10th grade MCAS in Spring 2015? Did the results differ by ELD level?

- English Language Learners demonstrated gains in 10th grade ELA in Spring 2015 across almost all ELD levels.
- 10th grade Mathematics proficiency rates for ELLs and former ELLs remained fairly flat, even when disaggregated by ELD level.

Students with Disabilities and ELLs: Grade 10 ELA

MCAS Grade 10 ELA Percent Proficient & Advanced
By Other Student Subgroup



■ All Students	64%	60%	67%	73%	79%	76%	82%
◆ Students w/ Disab	23%	18%	25%	35%	46%	43%	51%
▲ ELL/Former ELL	23%	28%	39%	45%	55%	49%	62%
● Low Income	59%	54%	63%	70%	76%	73%	
■ Economically Disadvantaged							79%

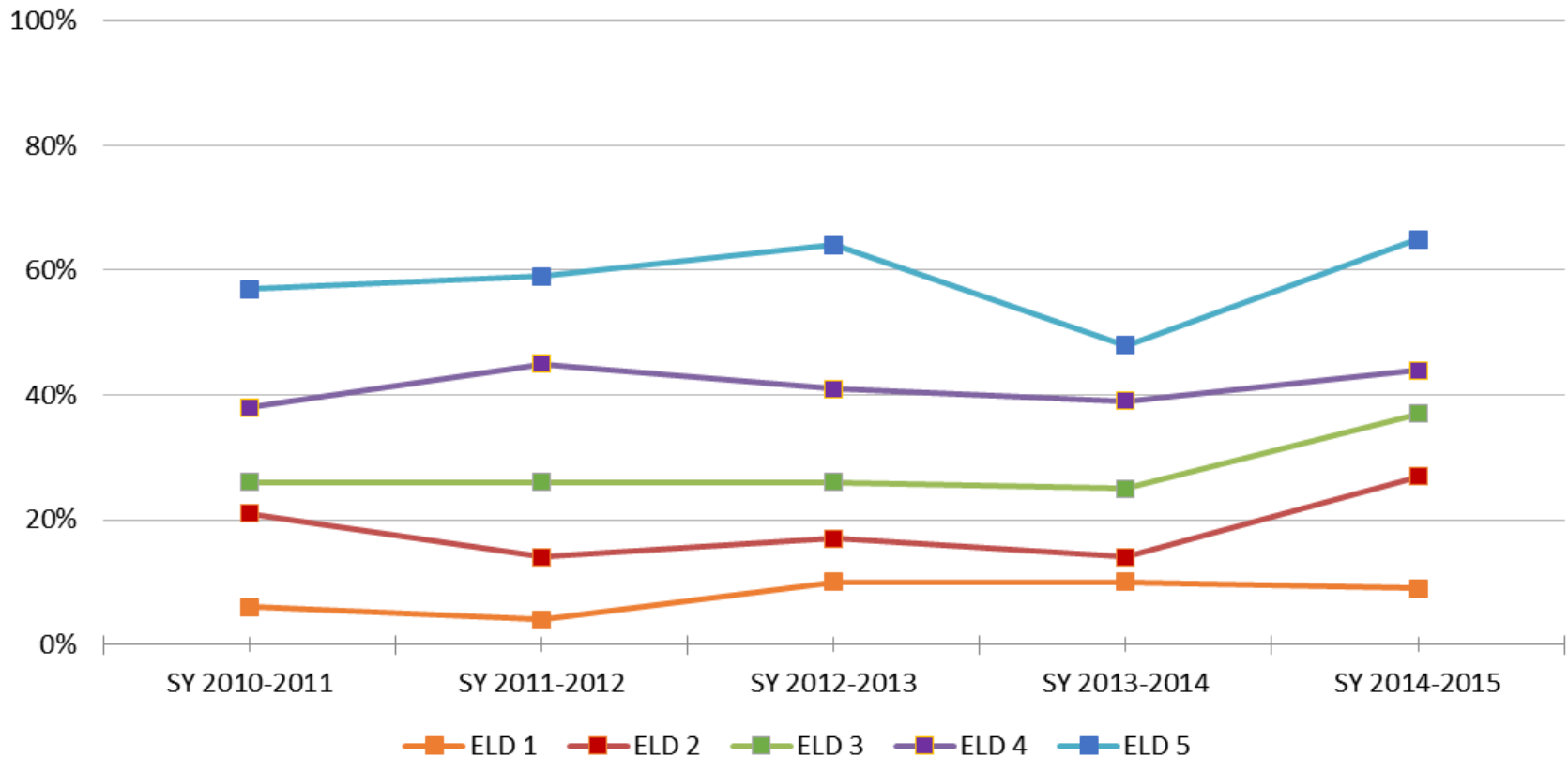
Grade 10 ELA: ELLs and Former ELLs

**MCAS Grade 10 ELA Percent Proficient & Advanced
By ELL vs Former ELL**



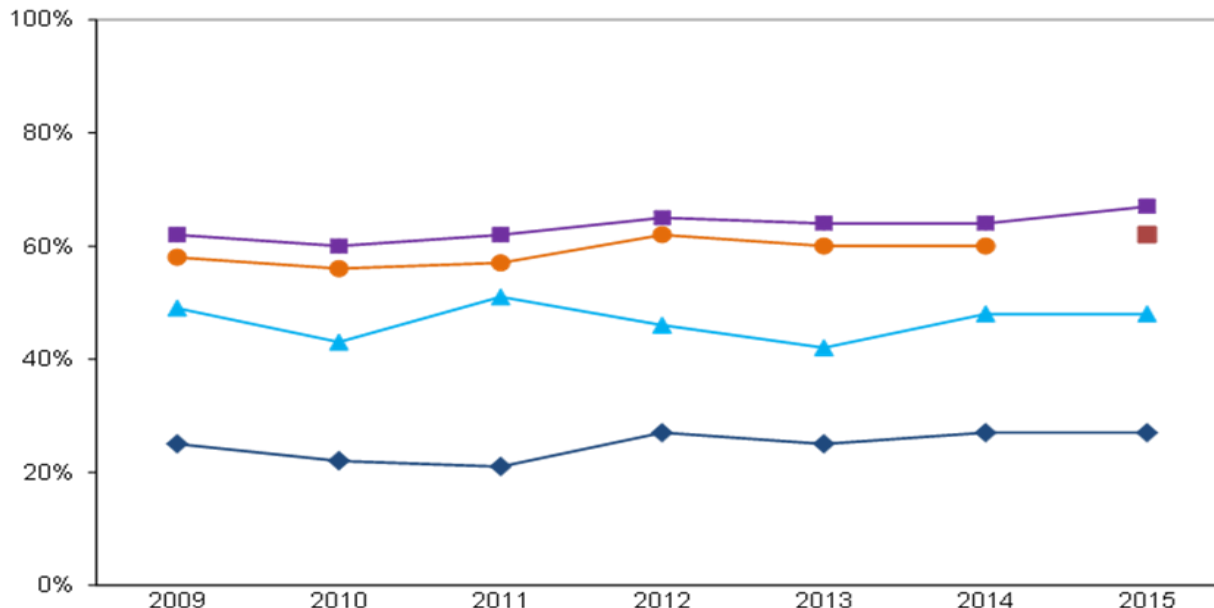
Grade 10 ELA: ELLs, by ELD Level

MCAS ELA Percent Proficient and Advanced English Language Learners (2011 - 2015 by ELD Level)



Students with Disabilities and ELLs: Grade 10 Math

**MCAS Grade 10 Mathematics Percent Proficient & Advanced
By Other Student Subgroup**



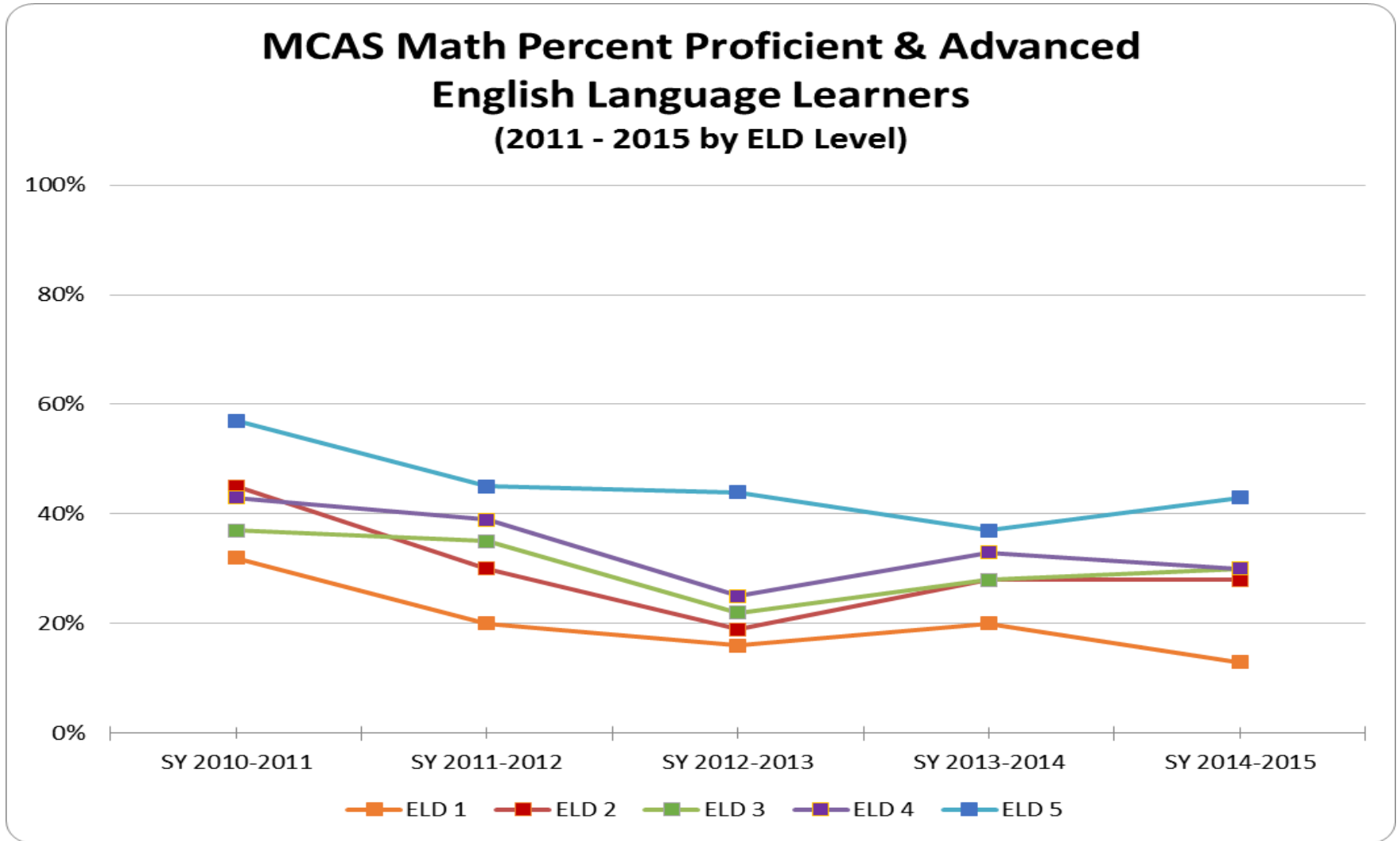
	2009	2010	2011	2012	2013	2014	2015
■ All Students	62%	60%	62%	65%	64%	64%	67%
◆ Students w/ Disab	25%	22%	21%	27%	25%	27%	27%
▲ ELL/Former ELL	49%	43%	51%	46%	42%	48%	48%
● Low Income	58%	56%	57%	62%	60%	60%	
■ Economically Disadvantaged							62%

Grade 10 Math: ELLs and Former ELLs

MCAS Grade 10 Math Percent Proficient & Advanced By ELL vs Former ELL



Grade 10 Math: ELLs, by ELD Level

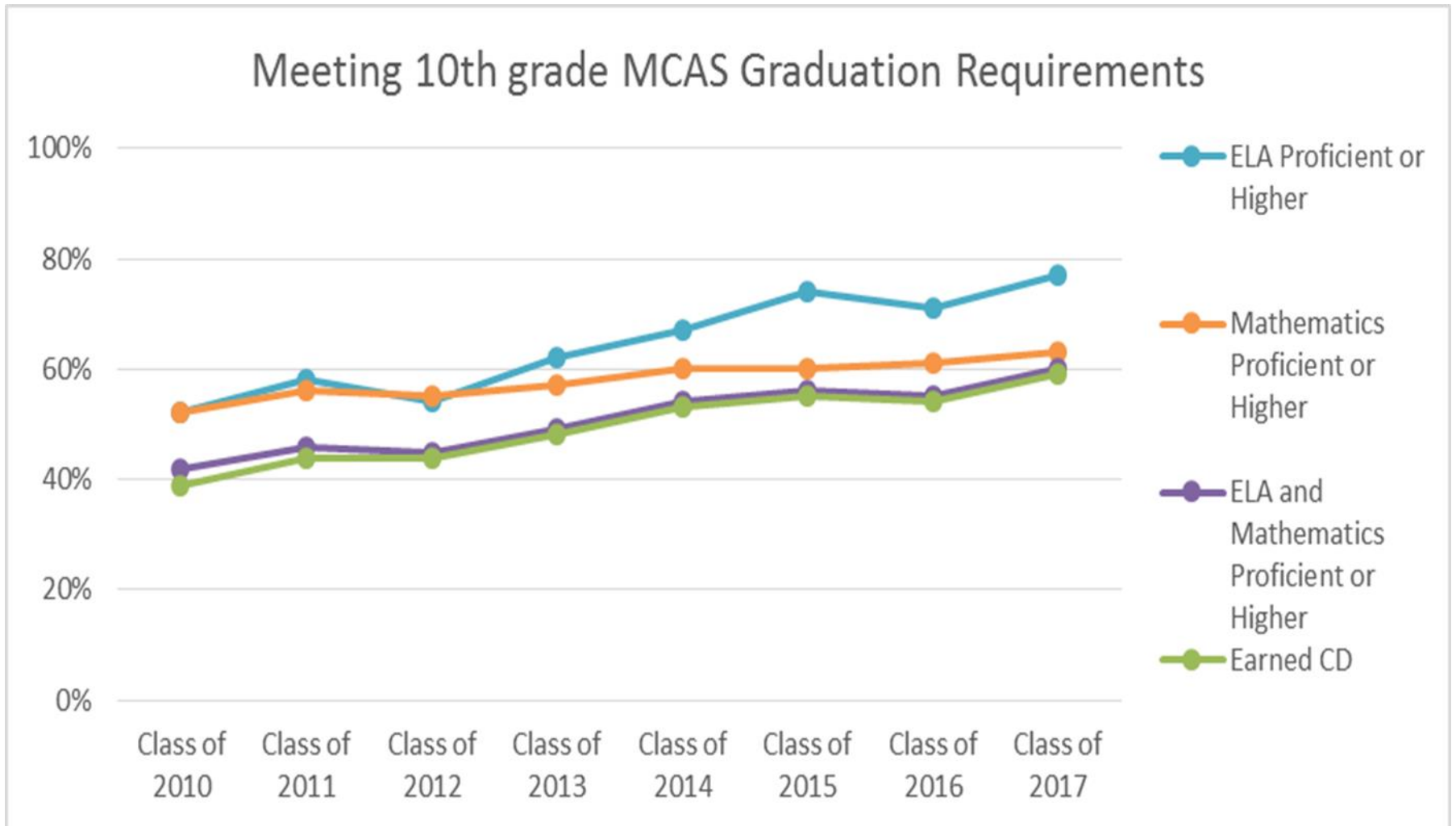


Unpacking Spring 2015 Grade 10 MCAS Results

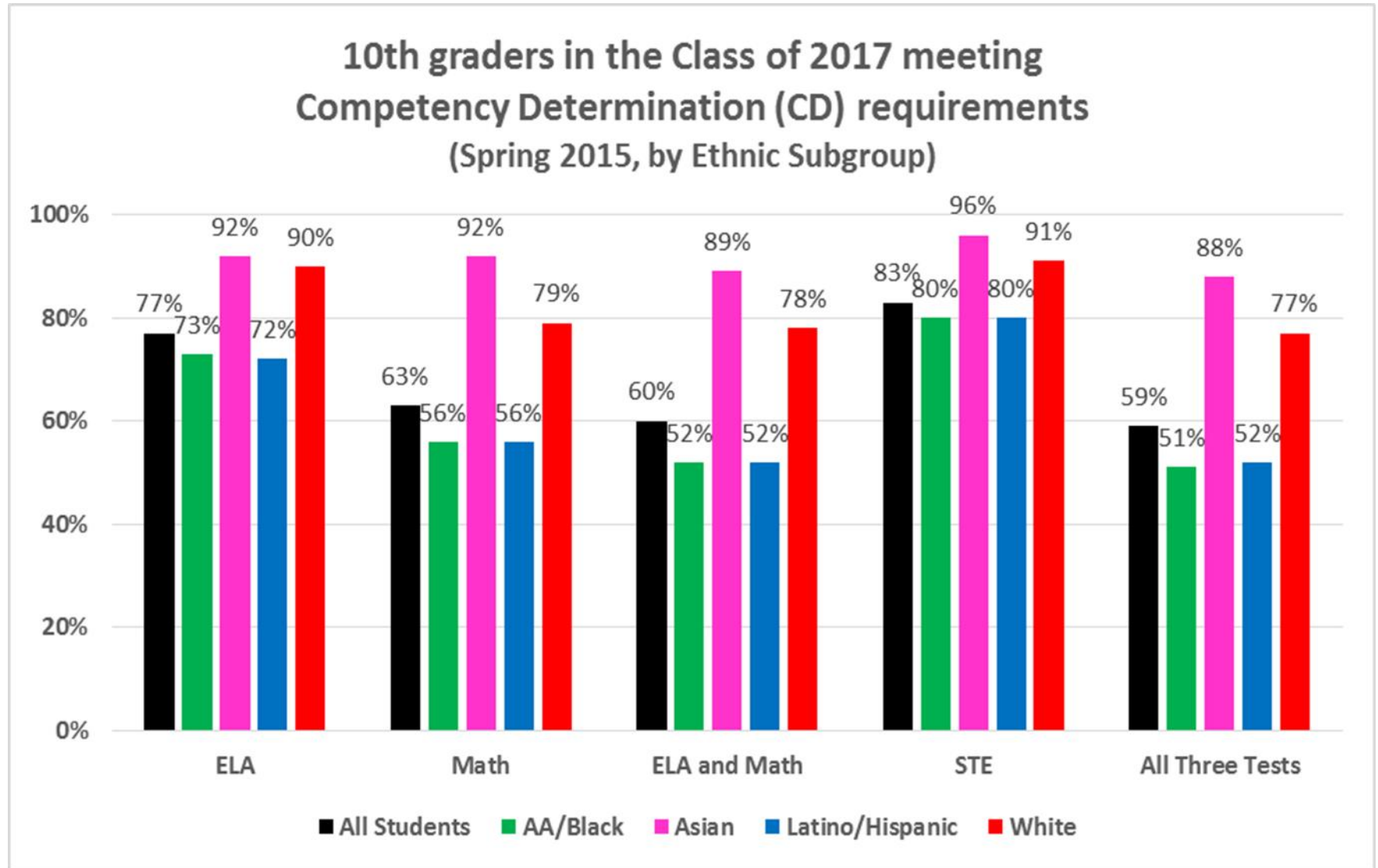
How did first time 10th graders do in terms of meeting competency determination (CD) requirements in Spring 2015? Did these results differ by student subgroup?

- We have seen increases in the number of first time 10th graders passing elements of the competency determination (CD) requirements over time.
- First time 10th graders are more likely to pass the ELA component of the CD across almost all student subgroups. Gaps in Math persist amongst African-American and Latino students, as well as students with disabilities and English Language Learners.

First time 10th graders meeting MCAS competency determination (CD) requirements

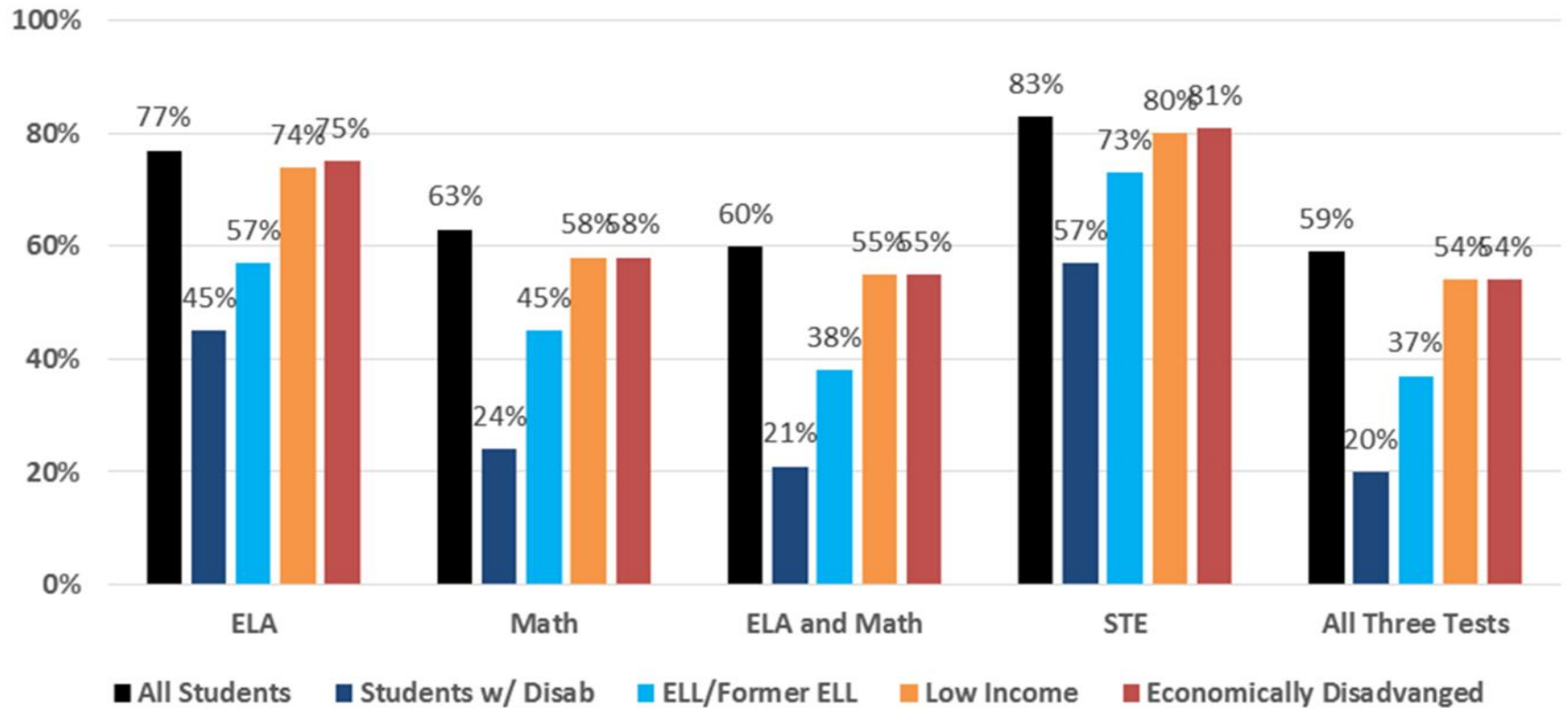


First time 10th graders meeting MCAS competency determination (CD) requirements



First time 10th graders meeting MCAS competency determination (CD) requirements

10th Graders in the Class of 2017 meeting Competency Determination (CD) Requirements (Spring 2015 by Other Subgroup)



Schools with notable 10th grade achievement

Schools with Median SGP greater than 55 & CPI gains greater than 5 points				
	ELA SGP	ELA CPI	Math SGP	Math CPI
English High School	58	6	86.5	16.2
Muniz Academy	62	5.9	68	
Schools with Median SGP greater than 55 in both ELA and Math				
	ELA SGP	Math SGP		
Quincy Upper	60	62.5		
Tech Boston Academy	58.5	73.5		
Boston Latin	64	71		
Boston Latin Academy	57.5	66		