



# FY17 BUDGET PROPOSAL UPDATE

March 16<sup>th</sup>, 2016

## Agenda

Overview of revised FY17 proposal

State advocacy

Detail on specific proposals

Addressing long term structural challenges

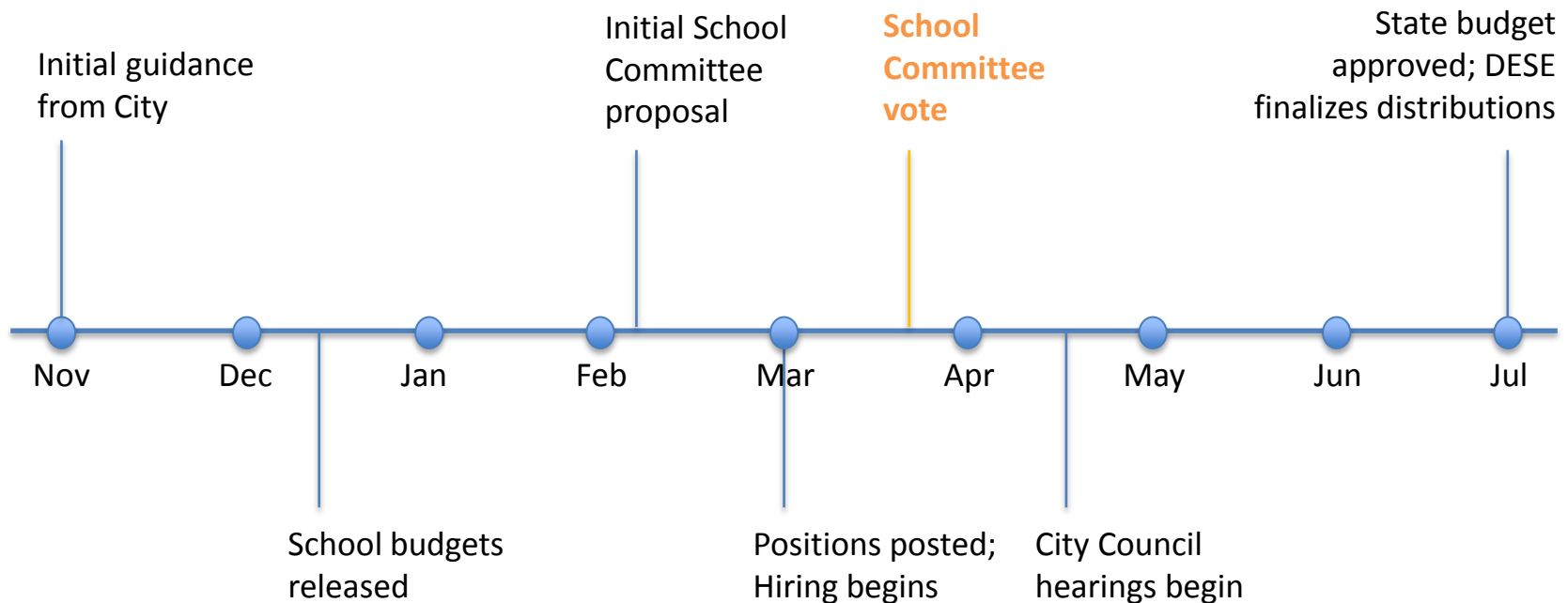
## A reminder of the fiscal environment heading into FY17

- Costs are rising by \$38M, though we have already begun taking steps to realize \$8M in savings, which brings our maintenance budget to \$30M
- We have a number of investments to honor past commitments and support core operations, totaling \$3M
- \$13.5M in additional appropriations from the City will help pay for these expenses; declining federal and net state education aid create additional pressure

## Highlights of original proposal presented on February 3<sup>rd</sup>

- We originally proposed a total of \$11M in strategic investments. We believed then and continue to believe now that these investments are critical to closing the opportunity and achievement gap
- In order to fully fund those investments, our proposal included \$38M in total reductions (including the \$8M in efficiencies already underway)
- Two thirds of those cuts would have been from central departments (\$26M) and the remainder from school budgets (\$13M)
- The school budgets included \$7M in reductions to high schools versus the maintenance budget

# We have recent optimism that State and Federal revenues could exceed our original estimates, but the calendar remains a challenge



# With this increased optimism, we propose restoring the HS weight by making most strategic investments contingent on additional future revenue

1

## Restore reductions in high school weight

- Our updated FY17 proposal includes allocations for each high school
- These allocations restore the high school grade weight (some schools still may experience changes in enrollment or special education)

2

## Protect Special Education and K1 investments

- Fully preserve \$2M in Special Education investments
- Maintain the majority of K1 proposed expansion

3

## Make all other strategic investments contingent on additional revenue

- All other strategic investments have been removed from the proposed budget
- We remain optimistic that future revenue will allow us to pursue these investments in FY16
- This represents a calculated risk that we believe is in the best interest of BPS students – school hiring and planning cannot wait until revenue is confirmed this spring

## \$6M in investments contingent on future revenue

Item	Amount
Excellence for All Pilot	\$1.1M
ELT planning	\$1M
K1	\$1M (\$3M remains)
Transportation data system	\$0.6M
Personalized learning	\$0.5M
Translation	\$0.4M
ELL coordinator pilot	\$0.4M
Safety office & CrisisGo expansion	\$0.3M
Opportunity & Achievement Gap Office	\$0.1M
High School Redesign	\$0.1M
Performance Meter	\$0.1M
Dual Language	\$0.1M
Other	\$0.4M
<b>TOTAL</b>	<b>\$5.9M</b>

## Additional changes to note in the FY17 proposal

### **Changes to the FY17 proposal**

- Reduced the reserve for MBTA fare increase
- Reduced target for EEC/ELC surround care changes
- Opportunity and Achievement Gap Office
- Adjustments to school budgets (final planning which affected the coding of positions)
- Reorganization of the departments under Social Emotional Learning

### **Technical corrections that do not affect planned programming**

- Circuit breaker
- SPED contract change



## Agenda

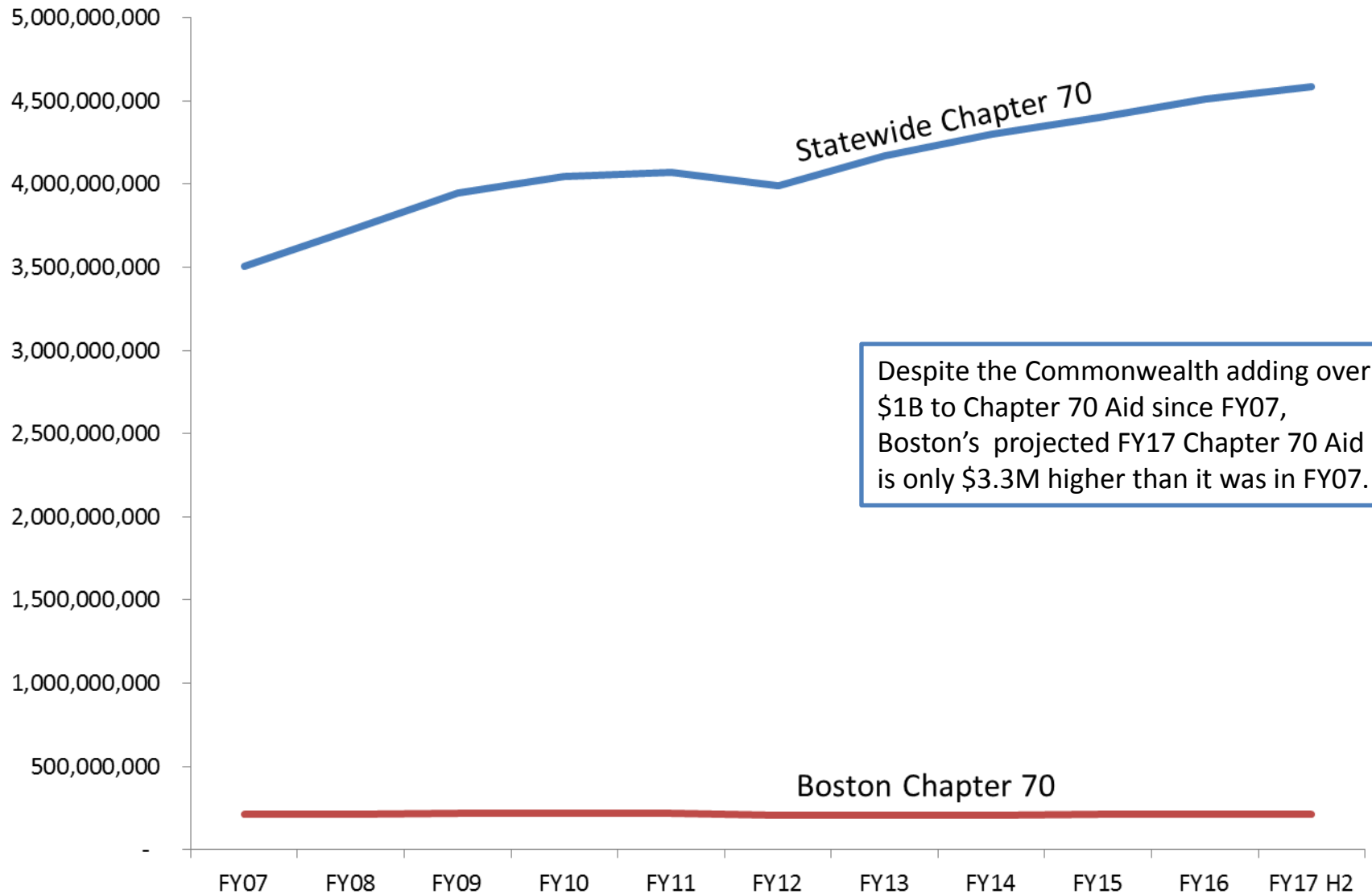
Overview of revised FY17 proposal

State advocacy

Detail on specific proposals

Addressing long term structural challenges

# Boston's Chapter 70 Aid is stagnant, despite State investment



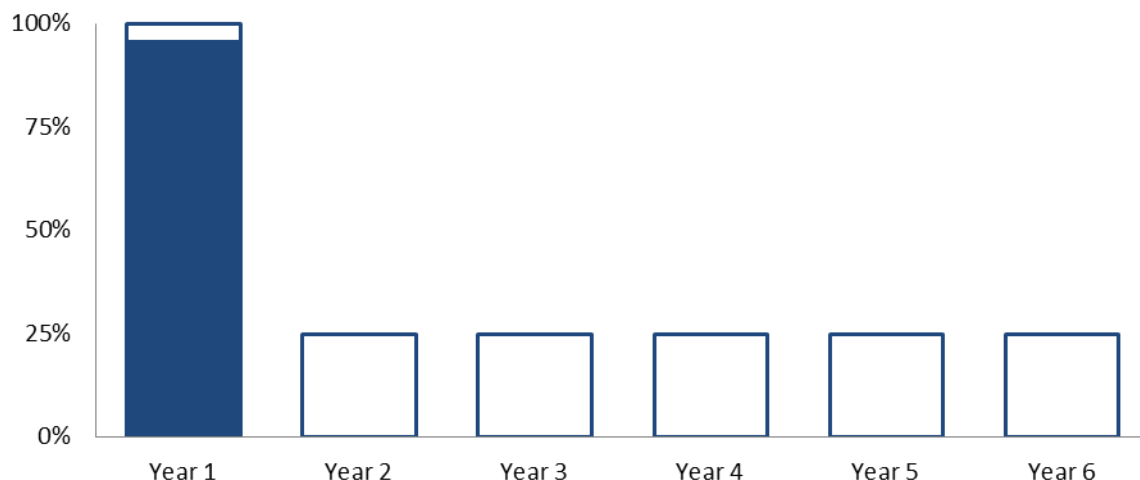
# Governor's Reimbursement for Charter Tuition Proposal

Under the Governor's Budget proposal (H.2), all communities receive their full facilities reimbursement and 100% of their first year tuition costs, a greater percent than they received in FY16.

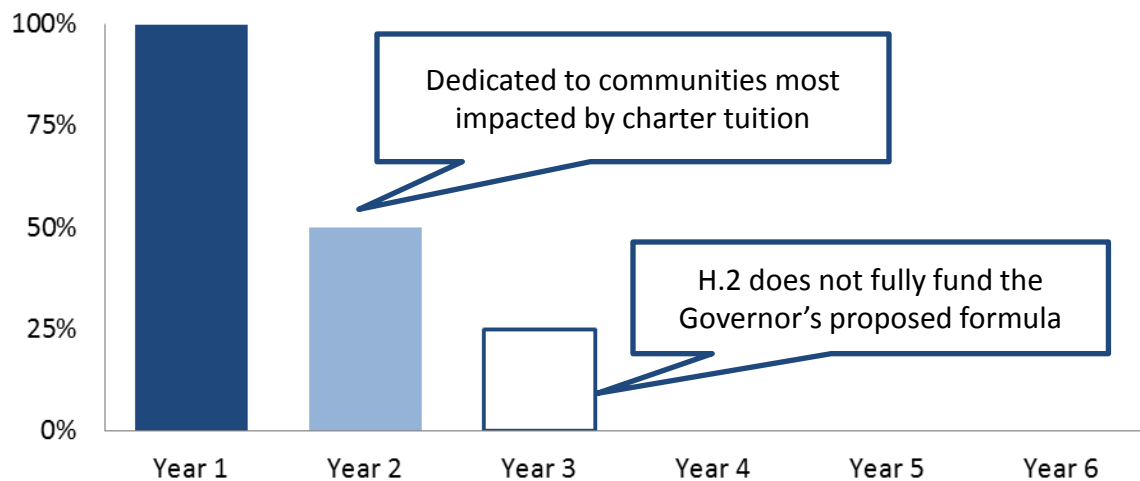
Under the new formula, communities most impacted by charter school costs should receive 50% of their year 2 tuition costs and 25% of their year 3 tuition costs, but H.2 does not fully fund the Governor's formula.

These 8 communities lost \$43M in unfunded charter tuition reimbursements over the past 2 years - more than all other districts combined.

**FY16 Q2 Charter Tuition Reimbursement**



**FY17 H.2 Charter Tuition Reimbursement**



## Agenda

Overview of revised FY17 proposal

State advocacy

Detail on specific proposals

Addressing long term structural challenges

We propose adding 200 new K1 seats, a significant investment in a research-based, proven strategy that can help close the achievement and opportunity gap

### Effects of K1: Grade 3 MCAS Math

	3 <sup>rd</sup> Graders who attended BPS K1 % Prof / Adv.	3 <sup>rd</sup> Graders who did not attend BPS K1 - % Prof / Adv.
All Students	54.2%	43.7%
F/R Lunch	47.6%	40.2%
Asian	78.7%	75.9%
Black	42.1%	34.7%
Hispanic	46.5%	40.2%
White	75.7%	67.3%

We are evaluating the placement of new K1 classrooms using three main criteria:

- **Equity:** Ensure that new seats serve populations across the city
- **Sustainability:** Ensure that new K1 classrooms feed into K2 capacity and support high-quality diverse programming.
- **Demand:** Ensure that classrooms serve the greatest number of children across the city.

## We plan to invest \$3M in K1 Classrooms; the majority of the funding is going directly to classrooms

*\$3M investment = 200 additional K1 seats*

- Support the implementation of the revised K1 curriculum through PD and seminars
- Purchase additional materials for new classrooms
- Build capacity in partnership with community-based organizations

Category	Budget
Classroom Staff & Materials	\$2,117,879
Transportation	\$244,456
Program Capacity Building	\$465,127
Facilities Renovations	\$172,538
<b>Total</b>	<b>\$3,000,000</b>

## EECs and ELCs currently receive between \$4700 and \$9300 per pupil more than traditional schools serving the same grades

School	Supplement	Students	Extra funding per student
Ellison/Parks EES	\$ 946,104	198	\$4,778
East Boston EEC	\$ 717,603	167	\$4,297
Baldwin ELC	\$ 740,899	146	\$5,075
Haynes EEC	\$ 850,121	180	\$4,723
West Zone ELC	\$ 910,009	98	\$9,286
<b>Total</b>	<b>\$ 4,164,736</b>	<b>789</b>	<b>\$5,274</b>

## Proposed changes to surround care at EECs and ELCs would reduce the supplement by \$900K

- We have scaled by our original proposal, which included a \$1.6M reduction
- Hours will remain the same at all schools
- There will be reductions in services and supports offered throughout the day
- We are working closely with the school leaders, who have indicated that the proposed changes will allow schools to maintain a level of programming to ensure that all students have care from the time that students are dropped off for early care, when buses arrive, until the end of the extended day, when buses leave for dismissal

## Classroom expansions

- BPS has budgeted \$700k for 33 new classrooms at 18 schools in FY17
- This includes the cost of curricular materials (\$350 per pupil), furniture (\$400 per pupil), and a projector for each classroom (\$500 per classroom)
- Teaching costs are covered through WSF
- These 33 programs break down as follows:
  - 10 schools adding a new grade: Green Academy, Dearborn, Dudley St, Hennigan, Trotter, UP Dorchester, Mildred Ave, PA Shaw, and Umana
  - 3 schools growing up a SEI strand: Edwards, Fenway, and Irving
  - 2 schools growing up a new GenEd strand: Warren/Prescott and Eliot
  - 2 schools growing up an inclusion strand: Young Achievers and Edwards
  - 1 school growing up a substantially separate strand: S Greenwood
- Please note: These figures include official program expansions approved by the School Committee and in process from previous years; some additional expansion is likely to occur through natural annual shifts in enrollment between schools



## Partnerships

BPS centrally funds a wealth of high-quality partner organizations to provide learning opportunities that dramatically improve holistic student outcomes, and advance our collective efforts to close achievement and opportunity gaps in BPS. In FY2016, BPS Central Office provides 19 different partner organizations with a total of \$8,028,742 in funding. For FY17, BPS will reduce its overall central office partnership-funding amount by \$1,400,000. As a result, the total proposed FY17 partnership funding allocation is \$6,636,093.

Organization Name	FY16 District Allocation Amount	FY17 District Allocation Amount	% Reduction
The Achievement Network (ANet)	\$250,000	\$0	100%
Teach for America Inc.	\$78,000	\$0	100%
Generations, Inc.	\$10,000	\$10,000	0%
American Student & Assistance (ASA)	\$55,000	\$48,400	12%
BELL	\$60,000	\$0	100%
Alliance for Inclusion & Prevention (AIP)	\$65,000	\$32,500	50%
Boston Partners in Education	\$80,000	\$70,400	12%
EdVestors	\$100,000	\$0	100%
Talent Development (Johns Hopkins)	\$100,000	\$88,000	12%
KeySteps	\$180,000	\$158,400	12%
Tenacity	\$200,000	\$176,000	12%
MassInsight	\$450,000	\$350,000	22%
UMASS Boston's TAG/Alerta Program	\$450,000	\$337,500	25%
Boston Debate League	\$455,000	\$400,400	12%
Citizen Schools	\$700,000	\$700,000	0%
City Connects (Boston College)	\$993,742	\$874,493	12%
Boston Private Industry Council (PIC)	\$1,222,000	\$1,000,000	18%
City Year	\$2,580,000	\$2,390,000	7%
<b>Total FY16 Partnership Funding Total</b>	<b>\$8,028,742</b>	<b>\$6,636,093</b>	<b>21%</b>

## Changes in the Educational Options Budget

- The FY17 budget includes the proposed consolidation of three programs -- Freedom House Logon, St. Mary's and Hyde Park Logon -- into one location
  - This proposal would allow Educational Options' new high school, Boston Collaborative High School, to continue to serve the same number of students in these programs, approximately 90 students, but save on both staff salaries and leases
  - We have researched potential locations for the consolidated program and identified 515 Hyde Park, currently where the Educational Option offices and BPS' Counseling and Intervention Center are located
- The Ed Options budget proposal also includes the following two reductions:
  - Elimination of Community Field Coordinator (\$59k): Requires closer collaboration between Educational Options and the Re-Engagement Center as staff is now split. That said, we are working with the PIC to ensure that our level of services for students does not decrease significantly
  - Reduction in Contract Services (\$40k): Boston Collaborative High School partners with Northstar, ABCD and EDCO at the various satellite programs. The partners are aware of a future cut but exact dollar amounts have not yet been determined

## Agenda

Overview of revised FY17 proposal

State advocacy

Detail on specific proposals

Addressing long term structural challenges

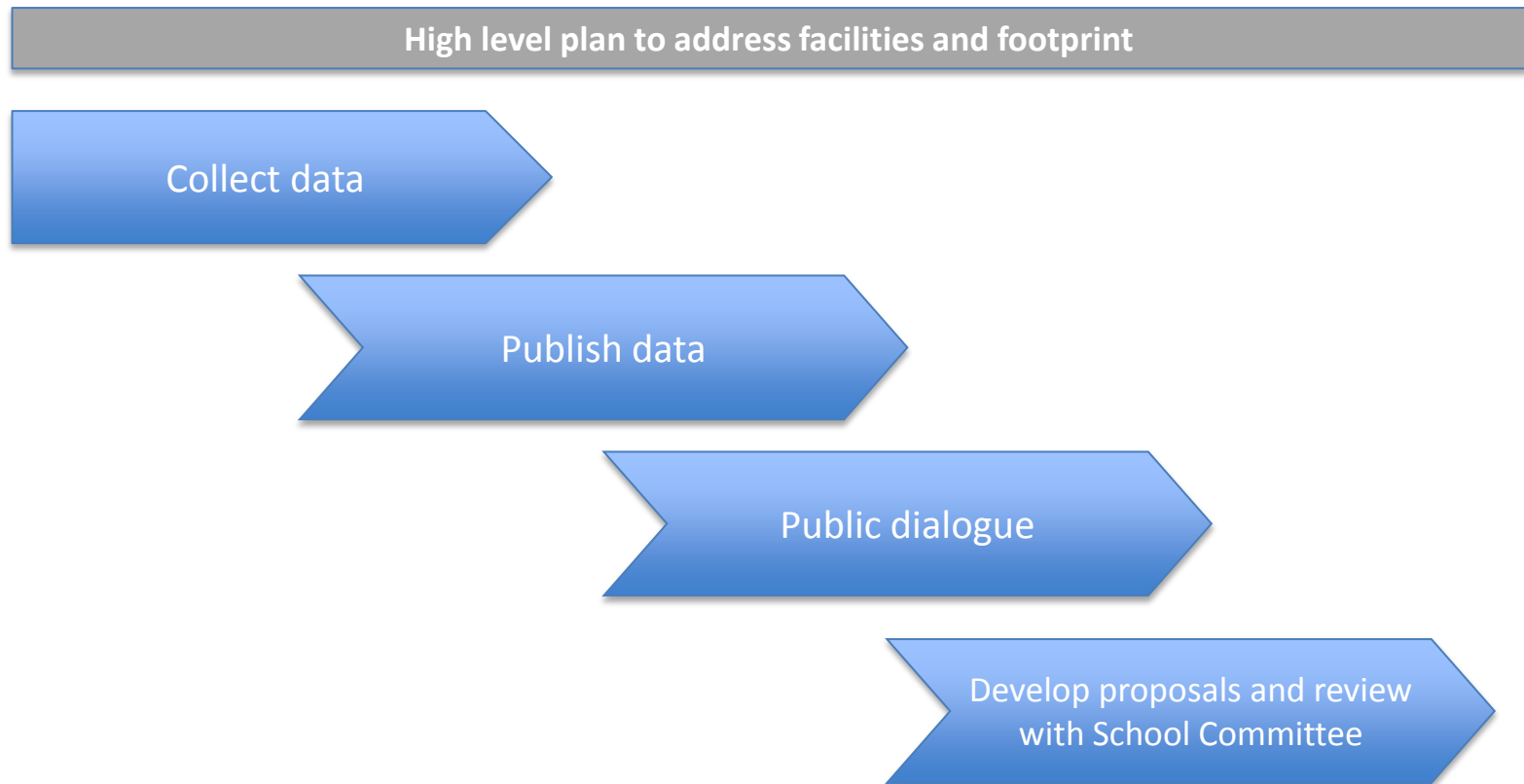
## We hear the concerns which have been voiced about underlying structural challenges, and we are taking steps now to address those over the long term

- In depth analysis of BPS budget (comparisons to other districts and over time) to identify opportunities and priority areas
- Creation of work groups, each focused on key opportunity area
  - Classroom utilization, linked to facilities and footprint
  - SPED costs
  - Transportation costs
  - Pay structure
  - Revenue and legislative opportunities
- Creation of Long Term Financial Plan advisory committee tasked with making recommendations by this summer

## A number of clear themes have emerged and are shaping our ongoing efforts

- The size of **the BPS footprint** – the number of schools, classrooms, and programs offered relative to student demand, affecting both school administrative costs and classroom utilization
- **Special Education** identification, service models and transportation
- **Transportation** costs due to school choice policy and cost structure
- Components of **collective bargaining** contracts – both in terms of pay structure and also in terms of services to contract out

# A thorough review of our facilities and footprint will be driven by data and include deep community dialogue



## Our path forward to address structural challenges

1. Work with our Advisory Council to develop a range of solutions to address these challenges
2. Continue to collect data to share with the community
3. Return to this body for dialogue and decision-making this spring and summer