

December 2008

Our School

- After School Mathematics
- After-School Chorus and Drama, 5th Grade Band
- All Star Program / Soccer Program
- Lifeskills Program
- Library For all Students / K2 - 8 Instruction
- 4th Emergency Preparation Program
- Power Lunch Program/Ropes and Gray
- Reading is Fundamental & Reading Recovery
- Mandatory Gr. 6, 7, 8 Extended Day
- Basketball Program Boys and Girls

Uniform Policy: Mandatory - NAVY BLUE POLO SHIRT - short or long sleeve- WITH SCHOOL EMBLEM patch and khaki pants or blue jeans, khaki skirt or jeans skirt. Patches may be purchased at the school.

Our Partners

- Bunker Hill Community College
- Charlestown Boys and Girls Club
- Charlestown Working Theater
- Charlestown LaCrosse
- CSAC
- Massachusetts General Hospital Health Center
- Ropes & Gray

Awards, Honors and Distinctions

- Effective Practice School 2003
- Effective Practice School 2004
- Annual Yearly Progress (ELA) 2007
- Shattuck Award (administration), Mass. Municipal Research Bureau, 2007
- Annual Yearly Progress Mth/English 2008
- Boston College Nursing Health Service Award, Boston College, 2008
- Boston Univeristy Essay Contest, Boston University, 2008

- Max Courage Award 2008
- Red Sox College Scholarship Program, Red Sox Organization, 2008

Our Students (SY 2007-2008)

Total enrollment:	414 students		
Black	15.0%	Regular Education	81.1%
Hispanic	24.6%	Special Education	18.8%
White	56.3%	Bilingual Education	0.0%
Asian	2.9%		
Other	1.2%		

Average daily student attendance:	94.1%
Students promoted to next grade:	96.1%
Student mobility rate:	10.8%
Annual student dropout rate:	5.3%
Students suspended:	6

Our Staff (SY 2007-2008)

Total staff:	56	Black	8.9%
Staff-to-student ratio:	1:13	Hispanic	7.1%
Average daily staff attendance:	95.0%	White	83.9%
		Asian	0.0%
		Native American	0.0%

Number of teachers:	31
"Highly qualified" teachers:	100.0%
Teachers licensed in Mass.:	100.0%
Core academic courses taught by "highly qualified" teachers:	96.4%

2008 "Adequate Yearly Progress" (AYP) under No Child Left Behind (NCLB)

Is our school making AYP in English Language Arts (ELA) and Mathematics for all students and subgroups?

	All Students (Aggregate)	Limited English Proficient	Special Education	Free/Reduced Priced Lunch	Black	Asian/Pacific Islander	Hispanic	White
ELA	Yes	NA	No	Yes	Yes	NA	Yes	Yes
Math	Yes	NA	Yes	Yes	Yes	NA	Yes	Yes

Our school is in the following NCLB category for **ELA**:

No Status ✓	Needs Improvement	Corrective Action	Restructuring
-----------------------	-------------------	-------------------	---------------

Our school is in the following NCLB category for **Mathematics**:

No Status	Needs Improvement ✓★	Corrective Action	Restructuring
-----------	--------------------------------	-------------------	---------------

*subgroups only

Under this NCLB designation, families in our school are entitled to the following services:

- Option to transfer to another school in the district under the BPS student assignment policy
- Supplemental Education Services (tutoring) for low-income students

What Makes Our School Special?

Parents considering a safe and effective school need not look much further than the Warren/Prescott School (K-8).

Teachers, parents, and others who make up the school community form a strong team with a proven record.

It's a small school with family atmosphere. Parents are welcome visitors. Our school has a full time nurse. The teaching and support staff is one of its most outstanding assets; over 80% of the teachers have or are working for a Master's Degree in their specialty. Teachers have an average of 12 years experience.

What Kinds of Parent Support and Resources Does Our School Provide?

Teachers, administrators, and parents are resources to address parent or student needs. The Warren-Prescott School also has a full-time family and community outreach coordinator. The school uses community resources to supplement school assets. The school's Student Support Services Team guides the delivery of services. Parents join various committees which support academic and enrichment activities.

How are We Preparing Our Students for Educational Success?

- Middle School Extended Day

We focus on the whole child. The school has strong programs in English Language Arts, , mathematics and science as well as theater arts/music, foreign language, and physical education. There are support programs for students with special needs, including a Reading Recovery Program.

There is evidence that more instructional time improves academic progress. The school has a growing after school program which includes voluntary participation in music and visual arts, theater, Another Math Path, and Computer Assisted Mathematics instruction as well as soccer and basketball.

In 2008-2009 we began implementing extended day for grades 6, 7 and 8 - for one hour - two days a week supported by internal and external funding. The focus is on mathematics and literacy. This is a MANDATORY program supported by the School Site Council for all students in grades 6, 7, 8.

Directions to the School

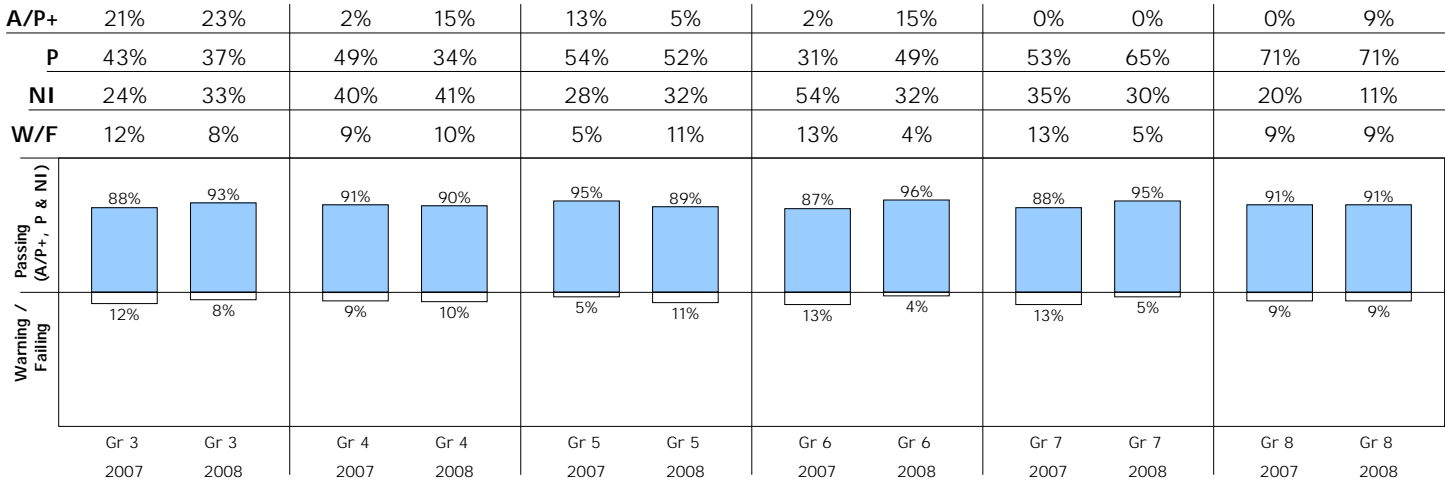
From Haymarket station take the No. 93 bus to 50 School Street, Charlestown. *From Park Street Station take Lechmere or North Station car (Green Line) to Haymarket Station. Take Sullivan via Bunker Hill bus (Rte. 93) to School Street. From Forest Hills or Ruggles Stations take Orange Line train to Haymarket Station. On orange line you can also get off at Community College.

Massachusetts Comprehensive Assessment System (MCAS) Results: 2-Year Trends

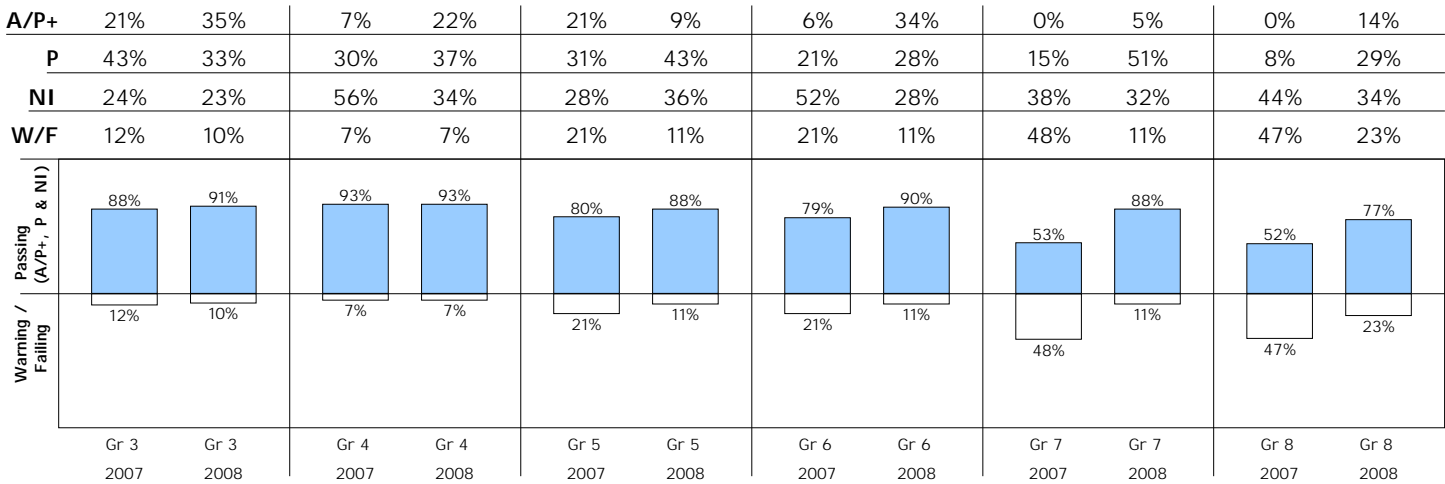
The graphics below show our MCAS results in English Language Arts, Mathematics and Science from the past two school years, with the percentages of students scoring at each of the four performance levels. NOTE: Grade 10 Science and Technology/Engineering results represent the highest performance level attained by class of 2010 students in grades 9 or 10 in any of the four subjects (Biology, Chemistry, Introductory Physics, and Technology/Engineering). In addition, only students enrolled in the same school since October 2006 are included in school-level results.

A/P+ = Advanced/Above Proficient P=Proficient NI = Needs Improvement W/F = Warning/Failing

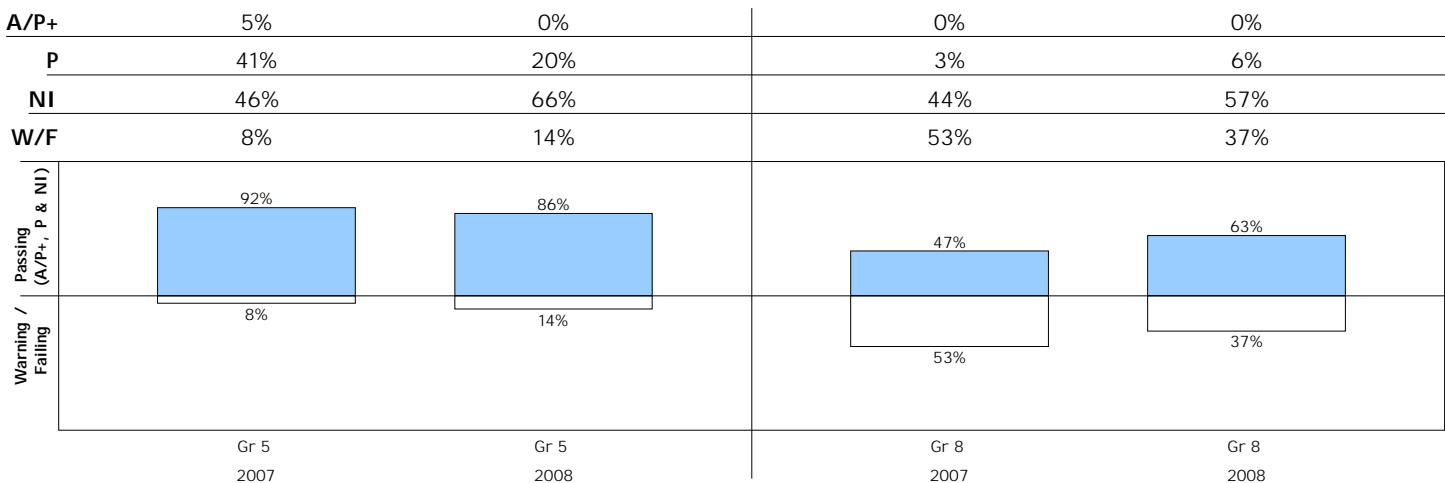
English Language Arts



Mathematics



Science



Science	Grade 05					Grade 08						
	Students		% By Perf. Lvl.				Students		% By Perf. Lvl.			
	#		A	P	NI	W/F	#		A	P	NI	W/F
STUDENT STATUS												
W/ Disabilities	NA		NA	NA	NA	NA	NA		NA	NA	NA	NA
ELL	NA		NA	NA	NA	NA	NA		NA	NA	NA	NA
RACE/ETHNICITY												
Afr.Am./Black	NA		NA	NA	NA	NA	NA		NA	NA	NA	NA
Asian	NA		NA	NA	NA	NA	NA		NA	NA	NA	NA
White	22		0	27	73	0	17		0	12	59	29
Hispanic	18		0	17	56	28	NA		NA	NA	NA	NA
Nat. Am.	NA		NA	NA	NA	NA	NA		NA	NA	NA	NA
Other	NA		NA	NA	NA	NA	NA		NA	NA	NA	NA
F/RP LUNCH	26		0	8	77	15	22		0	5	59	36
SCHOOL	44		0	20	66	14	35		0	6	57	37
DISTRICT	3525		3	14	46	37	4020		0	10	38	52
STATE	70689		17	33	38	12	73203		3	36	39	22

NA: Fewer than 10 students

Additional Performance Indicators

Individual Student Success Plans (ISSP) Spring 2008

Students eligible for ISSP: 117 54.9% of school
 Students receiving ISSP: 101 86.3% of eligible students

Special Education services and programs (Spring 2008) should be recommended within the least restrictive environment:
 Our school has met this district goal.