

**December 2008**

**Our School**

- Science Focus School
- Strong literacy and math programs
- Makes Consistent Adequate Yearly Progress
- Uninterrupted literacy block for grades K-1-2
- Health Education grades K-5
- Technology Savy Staff
- Enter Winship 6 mos, stay thru 11th birthday
- Early Childhood Sped Ed KO/K1 & Reg Ed K1-5
- BC & BU Student Interns in many classes
- Fully Renovated Victorian-era Building

Uniform Policy: Mandatory - Navy blue polo shirt, long or short sleeves or sweaters. Khaki bottoms - shorts, pants, skirts and skorts, navy/white socks. Please check our website for more info and pictures at winshipschool.org

**Our Partners**

- Allston-Brighton Family Network
- Boston Connects, BC/YMCA Partnership
- BUILD Tutoring Program- Boston University
- Children's Museum
- Franciscan Hospital for Children
- Oak Square YMCA., Before & After School Prog
- Read Boston- BC Neighborhood Center
- Science Museum Eye Opener Program
- Temple Beth Zion tutoring
- Very Special Arts (VSA) Program

**Awards, Honors and Distinctions**

- Contributor to BPS' Winning of Broad Prize, Broad Foundation, 2007
- Boston University Consortium Grant, Boston University, 2008
- Creating a Community of Science Inquiry Grant, EdVestors, 2008

- Environmental Science School Year 2, BPS Science Dept, 2008
- Nominated & Finalist for 3 consecutive years, School on the Move Prize, 2006, 2007, 2008
- Y/BPS Grant Year 3, YMCA/BPS Collaboration, 2008

**Our Students (SY 2007-2008)**

Total enrollment:	224 students		
Black	25.9%	Regular Education	70.9%
Hispanic	48.7%	Special Education	29.0%
White	11.2%	Bilingual Education	0.0%
Asian	12.5%		
Other	1.8%		

Average daily student attendance:	95.3%
Students promoted to next grade:	97.3%
Student mobility rate:	27.2%
Annual student dropout rate:	N/A
Students suspended:	2

**Our Staff (SY 2007-2008)**

Total staff:	26	Black	30.8%
Staff-to-student ratio:	1:11	Hispanic	15.4%
Average daily staff attendance:	97.2%	White	46.2%
		Asian	7.7%
		Native American	0.0%
Number of teachers:	20		
"Highly qualified" teachers:	100.0%		
Teachers licensed in Mass.:	100.0%		
Core academic courses taught by "highly qualified" teachers:	100.0%		

**2008 "Adequate Yearly Progress" (AYP) under No Child Left Behind (NCLB)**

Is our school making AYP in English Language Arts (ELA) and Mathematics for all students and subgroups?

	All Students (Aggregate)	Limited English Proficient	Special Education	Free/Reduced Priced Lunch	Black	Asian/Pacific Islander	Hispanic	White
ELA	No	NA	NA	No	NA	NA	NA	NA
Math	No	NA	NA	No	NA	NA	NA	NA

Our school is in the following NCLB category for **ELA**:

<b>No Status</b> ✓	Needs Improvement	Corrective Action	Restructuring
-----------------------	-------------------	-------------------	---------------

Our school is in the following NCLB category for **Mathematics**:

<b>No Status</b> ✓	Needs Improvement	Corrective Action	Restructuring
-----------------------	-------------------	-------------------	---------------

### **What Makes Our School Special?**

Winship community is made up of dedicated teachers, families, & students. Strives to infuse our CORE VALUES - respect, cooperation, peace, responsibility & pride throughout the day. Is located near the T; has tutors from BC Neighborhood Ctr, BU, and Temple Beth Zion; offers strong literacy program in Early Childhood (K0/K1) and Regular Education, K1-5; provides instruction in music, art, dance/movement & health curricula; focus on science with staff working closely with science specialist; has Before School (7:30-9:05 AM) and After School programs (til 6:00 PM) children ages 5-12; and Playgroups, children 6 mos to 4 yrs.

### **What Kinds of Parent Support and Resources Does Our School Provide?**

We offer before (7:30-9:05AM) & after (til 6:00PM) school programs. BU Siblings Program (Big Brother/Big Sister) pairs Winship students with Boston University students for recreational and weekend activities throughout the year. Boston Connects team links families to resources. The Allston-Brighton Family Network holds play groups ages 6 months to 4 years. The Early Childhood Program sponsors monthly workshops for parents. We have a technology ready Parent Center. Franciscan Hospital provides onsite counseling services.

### **How are We Preparing Our Students for Educational Success?**

Students may enter Winship at the age of 3 and remain with us through their 11th birthday (grade 5). In the early years, Pre-K to grade 3, eligible students and others in need, receive additional help and support, individually or in small groups, from a reading and math specialists. Students

in grades K2 through 5 receive homework assistance and participate in recreational activities in before and after school programs. Grades K2 through 2 are provided with an uninterrupted morning literacy block. Professional Development is centered on looking at student work (LASW) to learn about strengths and weaknesses. The process helps teachers devise the best classroom methods and materials to boost teaching and learning. A Math Leadership Team facilitates and supports the implementation of the Math Investigations Curriculum schoolwide. We offer special programs in science, music, dance/movement and art. Staff accesses computer lab to support learning and to use the Internet. The building has wireless access and there are other Internet capabilities throughout for staff, parents and administration. In addition, each classroom has 2-3 computers being utilized for daily instruction by students and teachers. We complement our core curriculum program with the arts. We offer daily instruction in the arts and hire resident artists through Very Special Arts of Massachusetts (VSAarts). On-site counseling services for students and families are available through our partnership with Franciscan Hospital for Children.

### **Directions to the School**

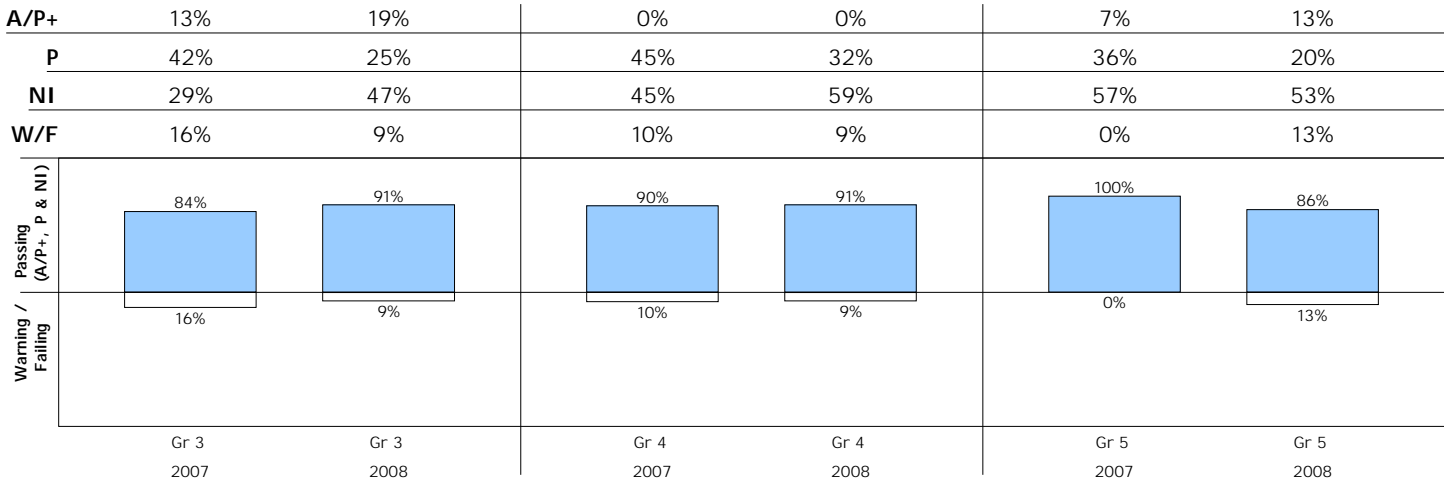
Winship is located near St. Elizabeth Hospital in Brighton Center. You may reach the School by MBTA: from Kenmore Station on bus 57; from Cleveland Circle on bus 86; from Downtown on bus 501 or 503, and from Central Sq. (Cambridge) on bus 64 to Brighton Center, then walk up Dighton St. to the School.

# Massachusetts Comprehensive Assessment System (MCAS) Results: 2-Year Trends

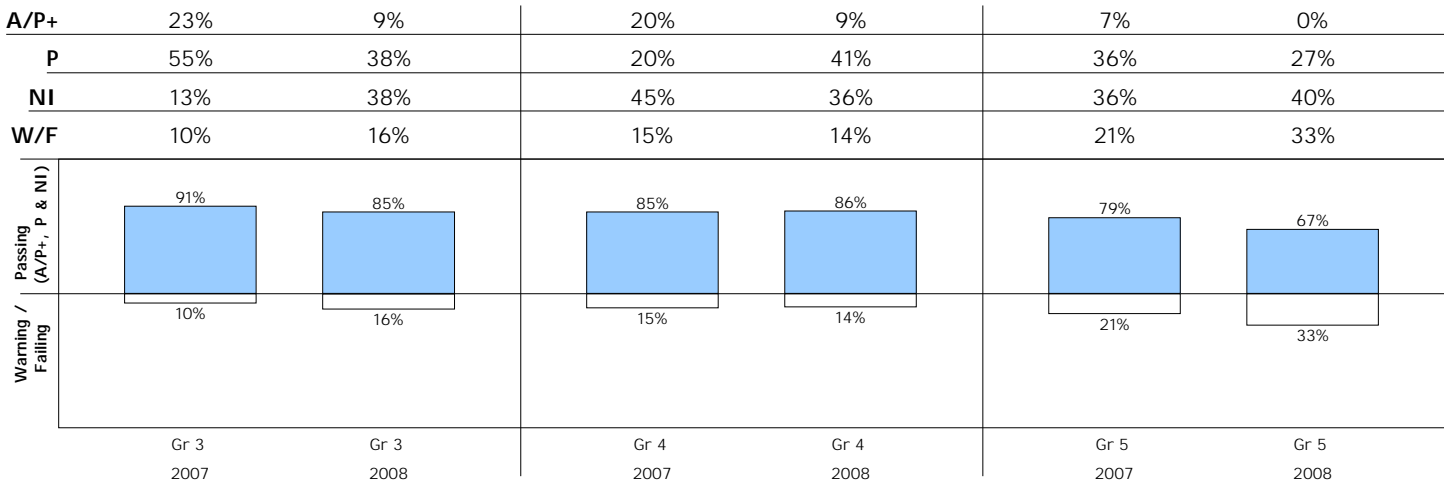
The graphics below show our MCAS results in English Language Arts, Mathematics and Science from the past two school years, with the percentages of students scoring at each of the four performance levels. NOTE: Grade 10 Science and Technology/Engineering results represent the highest performance level attained by class of 2010 students in grades 9 or 10 in any of the four subjects (Biology, Chemistry, Introductory Physics, and Technology/Engineering). In addition, only students enrolled in the same school since October 2006 are included in school-level results.

A/P+ = Advanced/Above Proficient P=Proficient NI = Needs Improvement W/F = Warning/Failing

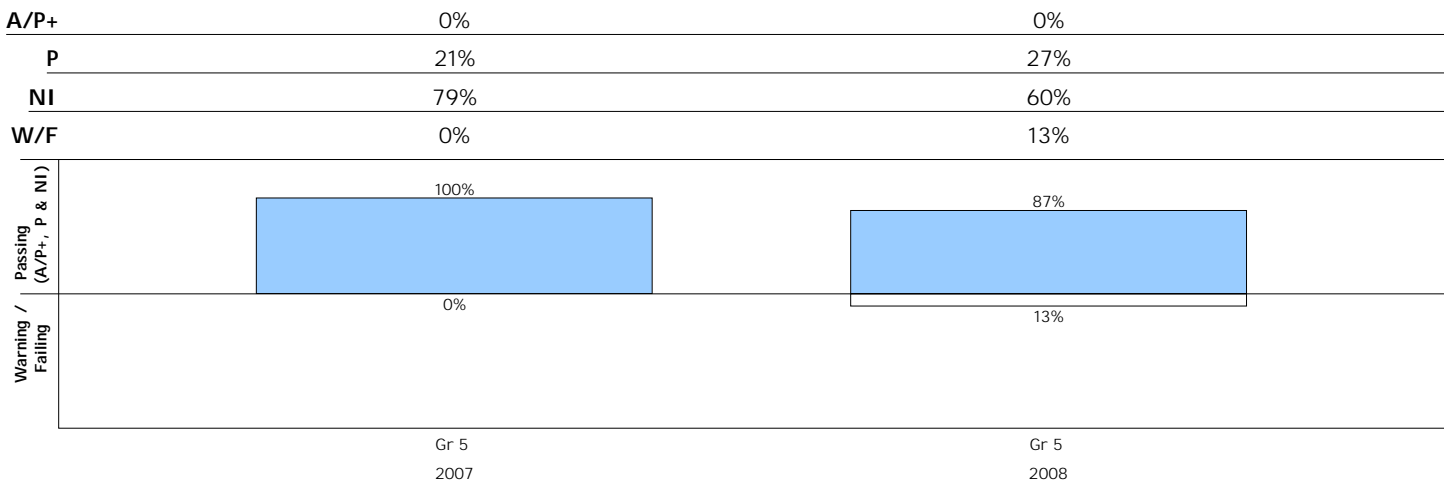
## English Language Arts



## Mathematics



## Science



## Performance of Various Student Groups on MCAS Spring 2008: School, District and State

The charts below show Spring 2008 MCAS results in English Language Arts, Mathematics and Science for each grade level tested, compared with district and state averages. Results at the school level include percentages of students (by program, race and income level) scoring at each of the four performance levels:

**A/P+** = Advanced/Above Proficient **P** = Proficient **NI** = Needs Improvement **W/F** = Warning/Failing

ELA	Grade 03					Grade 04					Grade 05				
	Students	% By Perf. Lvl.				Students	% By Perf. Lvl.				Students	% By Perf. Lvl.			
	#	A/P+	P	NI	W/F	#	A	P	NI	W/F	#	A	P	NI	W/F
STUDENT STATUS															
W/ Disabilities	NA	NA	NA	NA	NA	NA	NA	NA	NA	NA	NA	NA	NA	NA	NA
ELL	NA	NA	NA	NA	NA	NA	NA	NA	NA	NA	NA	NA	NA	NA	NA
RACE/ETHNICITY															
Afr.Am./Black	NA	NA	NA	NA	NA	NA	NA	NA	NA	NA	NA	NA	NA	NA	NA
Asian	NA	NA	NA	NA	NA	NA	NA	NA	NA	NA	NA	NA	NA	NA	NA
White	NA	NA	NA	NA	NA	NA	NA	NA	NA	NA	NA	NA	NA	NA	NA
Hispanic	12	8	17	58	17	NA	NA	NA	NA	NA	NA	NA	NA	NA	NA
Nat. Am.	NA	NA	NA	NA	NA	NA	NA	NA	NA	NA	NA	NA	NA	NA	NA
Other	NA	NA	NA	NA	NA	NA	NA	NA	NA	NA	NA	NA	NA	NA	NA
F/RP LUNCH	28	14	21	54	11	13	0	8	77	15	13	15	15	54	15
SCHOOL	32	19	25	47	9	22	0	32	59	9	15	13	20	53	13
DISTRICT	3935	6	23	45	26	3925	2	23	48	27	3520	6	31	43	20
STATE	70284	15	41	33	11	71162	8	41	39	13	70644	13	48	30	8

NA: Fewer than 10 students

Mathematics	Grade 03					Grade 04					Grade 05				
	Students	% By Perf. Lvl.				Students	% By Perf. Lvl.				Students	% By Perf. Lvl.			
	#	A/P+	P	NI	W/F	#	A	P	NI	W/F	#	A	P	NI	W/F
STUDENT STATUS															
W/ Disabilities	NA	NA	NA	NA	NA	NA	NA	NA	NA	NA	NA	NA	NA	NA	NA
ELL	NA	NA	NA	NA	NA	NA	NA	NA	NA	NA	NA	NA	NA	NA	NA
RACE/ETHNICITY															
Afr.Am./Black	NA	NA	NA	NA	NA	NA	NA	NA	NA	NA	NA	NA	NA	NA	NA
Asian	NA	NA	NA	NA	NA	NA	NA	NA	NA	NA	NA	NA	NA	NA	NA
White	NA	NA	NA	NA	NA	NA	NA	NA	NA	NA	NA	NA	NA	NA	NA
Hispanic	12	0	25	58	17	NA	NA	NA	NA	NA	NA	NA	NA	NA	NA
Nat. Am.	NA	NA	NA	NA	NA	NA	NA	NA	NA	NA	NA	NA	NA	NA	NA
Other	NA	NA	NA	NA	NA	NA	NA	NA	NA	NA	NA	NA	NA	NA	NA
F/RP LUNCH	28	11	29	43	18	13	15	38	23	23	13	0	31	38	31
SCHOOL	32	9	38	38	16	22	9	41	36	14	15	0	27	40	33
DISTRICT	3939	10	26	32	32	3943	9	21	47	23	3528	11	22	34	34
STATE	70393	25	36	25	14	71450	20	29	38	13	70748	22	30	30	17

NA: Fewer than 10 students

**Science**

**Grade 05**

	Students	% By Perf. Lvl.			
	#	A	P	NI	W/F
<b>STUDENT STATUS</b>					
W/ Disabilities	NA	NA	NA	NA	NA
ELL	NA	NA	NA	NA	NA
<b>RACE/ETHNICITY</b>					
Afr.Am./Black	NA	NA	NA	NA	NA
Asian	NA	NA	NA	NA	NA
White	NA	NA	NA	NA	NA
Hispanic	NA	NA	NA	NA	NA
Nat. Am.	NA	NA	NA	NA	NA
Other	NA	NA	NA	NA	NA
F/RP LUNCH	13	0	31	54	15
SCHOOL	15	0	27	60	13
DISTRICT	3525	3	14	46	37
STATE	70689	17	33	38	12

NA: Fewer than 10 students

**Additional Performance Indicators**

**Individual Student Success Plans (ISSP) Spring 2008**

Students eligible for ISSP: 24 58.5% of school  
 Students receiving ISSP: 23 95.8% of eligible students

**Special Education services and programs (Spring 2008) should be recommended within the least restrictive environment:**  
 Our school needs improvement in meeting this district goal.